

Our Academy Meeting
Focused on You

AAOS 2018 Annual Meeting

Preliminary Program

Meeting Dates: March 6 - 10

Exhibit Dates: March 7 - 9

Morial Convention Center
New Orleans, Louisiana

Register today at www.aaos.org/annual



AAOS
AMERICAN ACADEMY OF
ORTHOPAEDIC SURGEONS

When You Treat Sports Injuries ...

Think *InternalBrace*™

Ligament Augmentation Repair



Additional *InternalBrace* Ligament Augmentation Repairs Include:

- Achilles Tendon
- Spring Ligament
- Patellar Tendon
- Scapholunate Ligament
- AITFL
- Lisfranc Ligament
- ACL
- Elbow UCL
- LCL
- PCL GraftLink® Technique
- Hallux Varus
- Deltoid Ligament
- EDB
- ALL

Ultimate Failure (Newtons)¹⁻⁵



References:

¹Viens NA, Wijdicks CA, Campbell KJ, Laprade RF, Clanton TO. Anterior talofibular ligament ruptures, part 1: biomechanical comparison of augmented Broström repair techniques with the intact anterior talofibular ligament. *Am J Sports Med.* 2014;42(2):405-411. doi:10.1177/0363546513510141.

²Mackay GM, Blyth MJ, Anthony I, Hopper GP, Ribbans WJ. A review of ligament augmentation with the InternalBrace™. *Surg Technol Int.* 2015;26:239-255.

³Dugas JR, Walters BL, Beason DP, Fleisig GS, Chronister JE. Biomechanical comparison of ulnar collateral ligament repair with internal bracing versus modified Jobe reconstruction. *Am J Sports Med.* 2015;44(3):735-741. doi:10.1177/03635465156200390.

⁴Watson TS, Lamour RJ. Open modified Broström ankle reconstruction with internal brace augmentation: a novel approach. *Orthopedics Today.* 2015;35(8):28.

⁵Arthrex Research and Development. FiberTape Post-Op Complaint Rate. LA10237. Arthrex, Inc. Naples, FL. 2014.

Arthrex®
Ad.Arthrex.com/IB

© 2017 Arthrex, Inc. All rights reserved.

AD1-00200-EN_A



Dear Colleague,

It is my pleasure to invite you to join your colleagues and me at the AAOS 2018 Annual Meeting in the fascinating city of New Orleans. Our Academy Meeting is Focused on You, and allows you to customize your educational experience to appeal to your practice area or career stage. Whether you're looking to broaden your knowledge or dive into a particular topic area, there is an educational path for you. **Don't miss new opportunities to learn and earn up to 33 CME credits beginning on Tuesday, March 6.**

The Annual Meeting Committee Chair Joseph A. Bosco III, MD and his team have created an exceptional, newly-invigorated program. Along with their respective committees, Central Program Committee Chair Marc Safran, MD, Central Instructional Courses Committee Chair James I. Huddleston III, MD, and Exhibits Committee Chair CAPT (Ret) Matthew T. Provencher, MD MC USNR have produced a powerful selection of educational opportunities including:

- Over 240 Instructional Courses offer experience-based techniques and solutions from world-renowned faculty
- 18 Technical Skills Courses focus on positioning, approach, and step-by-step technical tips
- 32 Case Presentation Courses across all-new topics put you in the action at expert-led round tables
- 25 Symposia present the latest research by surgeons who are shaping the future of our specialty
- Over 900 Paper Presentations and over 1,000 Posters illuminate the latest scientific and clinical studies
- The "Game Changers" Paper Session reveals research that may impact your practice and decision making
- 88 Scientific Exhibits explore extended studies or complex procedures
- Over 650 Technical Exhibits display the most innovative products and services in orthopaedics
- Specialty Day, offered by 14 Specialty Societies, features the latest updates in each field

After a successful launch at the 2017 Annual Meeting we've expanded Education Tracks to 10 classifications, each offering a general and specialist path and including two to six ICLs. See page 7 to discover these new pipelines to your best educational opportunities.

Stay competitive with hot topics at our highly rated, innovative formats: Flash Five® What's Coming Down the Pike, The Way I See It...® and the unrehearsed Showdowns® debates. Details of these sessions can be found on page 6 of this program.

"Your Academy 2018" on Thursday, March 8, at 10:15 AM offers the opportunity to hear from your leadership including an Incoming Presidential Address from David A. Halsey, MD. This year, we recognize Italy as the 2018 Guest Nation and will announce recipients of the Diversity, Humanitarian, Kappa Delta, and Tipton Leadership awards. The program concludes with remarks from the presidential guest speaker, David Gergen, Senior Political Analyst, CNN.

The Annual Meeting is our best opportunity to share experiences and advance our profession. To support that initiative, a fee will be collected from members at the time of registration, \$100 in advance and \$250 onsite. The value of the AAOS Annual Meeting supersedes any dollar amount. When you commit to the meeting, you are committing to the latest orthopaedic education and discoveries.

Join us to reconnect with your colleagues and contribute your own perspective to this important meeting of minds and orthopaedic knowledge.

On behalf of the Academy, I look forward to seeing you in New Orleans! With so many facets to its character, New Orleans is a city that can offer something for every type of visitor.

A handwritten signature in black ink that reads "William J. Maloney". The signature is stylized with a large, sweeping loop at the end.

William J. Maloney, MD
President

TABLE OF CONTENTS



AMERICAN ACADEMY OF
ORTHOPAEDIC SURGEONS



**The 2018 Annual Meeting will be held at:
Morial Convention Center
900 Convention Center Blvd.
New Orleans, LA 70130**

Business Meetings.....	4
Your Academy 2018	5
Educational Sessions – Instructional Courses and Symposia	6
CME Credit, Disclaimer, FDA Statement	8
Other Educational Programs	52
Exhibits	53
Specialty Day	54
General Meeting Information	55
Social Program	57
Registration	58
Annual Meeting Objectives	60
Housing and Travel	61
Specialty Guide	65

Board of Directors

President

William J. Maloney, MD

First Vice President

David A. Halsey, MD

Second Vice President

Kristy L. Weber, MD

Treasurer

M. Bradford Henley, MD, MBA

Past President

Gerald R. Williams, Jr, MD

Dirk H. Alander, MD

Thomas E. Arend, Jr, Esq, CAE
(Ex-Officio)

James J. Balaschak

Basil R. Besh, MD

Robert H. Brophy, MD

Jacob M. Buchowski, MD, MS

Lisa K. Cannada, MD

Brian J. Galinat, MD, MBA

Daniel K. Guy, MD

Amy L. Ladd, MD

Ronald A. Navarro, MD

Robert M. Orfaly, MD

Annual Meeting Committee

Joseph A. Bosco III, MD, Chair

R. Allen Butler II, MD

Charles M. Davis III, MD, PhD

Robert D. Graham, MD

Aaron J. Guyer, MD

James I. Huddleston III, MD

Thomas B. Hughes, Jr, MD

Jay R. Lieberman, MD

Michael L. Parks, MD

Javad Parvizi, MD, FRCS

CAPT (Ret) Matthew T. Provencher, MD,
MC USNR

Marc R. Safran, MD

Susan A. Scherl, MD

Brian G. Smith, MD

Scott P. Steinmann, MD

Thomas (Quin) Throckmorton, MD

Alexander Vaccaro, MD, PhD

Central Program Committee

Marc R. Safran, MD, Chair

Charles M. Davis III, MD, PhD

James R. Ficke, MD

Leesa M. Galatz, MD

Alexander Vaccaro, MD, PhD

Central Instructional Course Committee

James I. Huddleston III, MD, Chair

Tad Gerlinger, MD

Harpal S. Khanuja, MD

Jay R. Lieberman, MD

Javad Parvizi, MD, FRCS

Exhibits Committee

CAPT (Ret) Matthew T. Provencher, MD,
MC USNR, Chair

Hasan E. Baydoun, MD

Jonathan F. Dickens, MD

A. Seth Greenwald, DPhil Oxon

Steven I. Grindel, MD

Tim P. Lovell, MD

Vivek Mohan, MD, MS

Michael A. Mont, MD

Mary K. Mulcahey, MD

Fernando Techy, MD

Dean W. Ziegler, MD

Executive Staff

Chief Executive Officer

Thomas E. Arend, Jr, Esq, CAE

Chief Operating Officer

Dino Damalas, MBA

Chief Education Officer

Ellen C. Moore

Medical Director

William O. Shaffer, MD

Director, Department of Conventions, Meetings and Courses

Susan A. McSorley

Contact Information

9400 West Higgins Road

Rosemont, IL 60018-4976

(847)823-7186 • (800)346-AAOS

Fax (847)823-8031 • www.aaos.org

All events will take place at the Morial Convention Center unless indicated.	Tuesday, March 6	Wednesday, March 7	Thursday, March 8	Friday, March 9	Saturday, March 10
Ask An Expert Hall H, Booth 6853		9:00 AM – 5:00 PM	9:00 AM – 5:00 PM	9:00 AM – 4:00 PM	
Business Meetings La Nouvelle Ballroom			9:15 AM		
Career Center Academy Hall B	7:00 AM – 6:00 PM	7:00 AM – 6:00 PM	7:00 AM – 6:00 PM	7:00 AM – 6:00 PM	7:00 AM – 3:00 PM
Flash Five® See Page 6	1:30 – 2:30 PM		8:00 – 9:00 AM		
Guest Speaker, David Gergen La Nouvelle Ballroom			11:30 AM		
Instructional Courses See Schedule or Pages 11-51	8:00 – 10:00 AM 10:30 AM – 12:30 PM 1:30 – 3:30 PM 4:00 – 6:00 PM	8:00 – 10:00 AM 11:00 AM – 12:30 PM 1:30 – 3:30 PM 4:00 – 6:00 PM	8:00 – 10:00 AM 11:00 AM – 12:30 PM 1:30 – 3:30 PM 4:00 – 6:00 PM	8:00 – 10:00 AM 11:00 AM – 12:30 PM 1:30 – 3:30 PM 4:00 – 6:00 PM	
Nursing and Allied Health Courses Rooms R03 and R06	8:15 AM – 5:45 PM	8:15 AM – 5:45 PM	7:30 AM – 12:00 PM 1:30 – 6:00 PM	7:30 AM – 12:00 PM 1:30 – 6:00 PM	
Orthopaedic Video Theater Academy Hall B	7:00 AM – 6:00 PM	7:00 AM – 6:00 PM	7:00 AM – 6:00 PM	7:00 AM – 6:00 PM	7:00 AM – 3:00 PM
Posters Academy Hall B	7:00 AM – 6:00 PM	7:00 AM – 6:00 PM	7:00 AM – 6:00 PM	7:00 AM – 6:00 PM	7:00 AM – 3:00 PM
Registration Physician Academy Hall B	7:00 AM – 6:00 PM	7:00 AM – 6:00 PM	7:00 AM – 6:00 PM	7:00 AM – 6:00 PM	6:30 AM – 3:00 PM
Resident Focused Programs	Dates and Times Vary See Page 52				
Resource Center Academy Hall B	7:00 AM – 6:00 PM	7:00 AM – 6:00 PM	7:00 AM – 6:00 PM	7:00 AM – 6:00 PM	7:00 AM – 3:00 PM
Scientific Exhibits Academy Hall B	7:00 AM – 6:00 PM	7:00 AM – 6:00 PM	7:00 AM – 6:00 PM	7:00 AM – 6:00 PM	7:00 AM – 3:00 PM
Scientific Program Paper Presentations Symposia See Pages 11-51	8:00 – 10:00 AM 10:30 AM – 12:30 PM 1:30 – 3:30 PM 4:00 – 6:00 PM	8:00 – 10:00 AM 11:00 AM – 12:30 PM 1:30 – 3:30 PM 4:00 – 6:00 PM	8:00 – 10:00 AM 11:00 AM – 12:30 PM 1:30 – 3:30 PM 4:00 – 6:00 PM	8:00 – 10:00 AM 11:00 AM – 12:30 PM 1:30 – 3:30 PM 4:00 – 6:00 PM	
Showdowns® See Page 6		Knee 8:00 – 9:00 AM	Shoulder 1:30 – 2:30 PM		
Social Program Registration Lobby A	7:00 AM – 6:00 PM	7:00 AM – 6:00 PM	7:00 AM – 6:00 PM	7:00 AM – 6:00 PM	7:00 AM – 12:00 PM
Speaker Ready Rooms Rooms 228 and 252	6:30 AM – 6:00 PM	6:30 AM – 6:00 PM	6:30 AM – 6:00 PM	6:30 AM – 6:00 PM	6:00 AM – 5:30 PM
Specialty Day See Specialty Day Program					Times Vary See Page 54
Exhibits Halls B - H		9:00 AM – 5:00 PM	9:00 AM – 5:00 PM	9:00 AM – 4:00 PM	
Technology Theater Hall F, Booth 4569		9:00 AM – 5:00 PM	9:00 AM – 5:00 PM	9:00 AM – 4:00 PM	
The Way I See It...® See Page 6	4:00 – 5:00 PM	11:00 AM – 12:00 PM	4:00 – 5:00 PM	1:30 – 3:30 PM	
Your Academy 2018 La Nouvelle Ballroom Details on Page 5			10:15 AM		

Get the latest details and register at www.aaos.org/annual

Business Meetings

Thursday, March 8, 9:15 AM, Morial Convention Center – La Nouvelle Ballroom

Annual Business Meetings

All Fellows are urged to attend the Annual Business Meetings held in La Nouvelle Ballroom of the Morial Convention Center. The meetings are held on Thursday, March 8, 2018, starting at 9:15 AM. There is one business meeting for the American Academy of Orthopaedic Surgeons (“Academy”), the 501(c)(3) organization, immediately followed by the business meeting of the American Association of Orthopaedic Surgeons (“Association”), the 501(c)(6) organization.

2018 Nominating Committee

In May 2017, the Fellowship elected six members of the 2018 Nominating Committee by ballot. The Board of Directors appointed the Chair of the Nominating Committee in March, 2017.

The members of the 2018 Nominating Committee are:

Frederick M. Azar, MD, Chair, (TN)
James H. Beaty, MD (TN)
Andrew R. Burgess, MD (TX)
Serena S. Hu, MD (CA)
Alexandra (Alexe) Page, MD (CA)
Alexander R. Vaccaro, MD, PhD, MBA (PA)
Joseph D. Zuckerman, MD (NY)

The 2018 Nominating Committee provides its slate of nominees for each vacancy to be filled to the Fellowship in November 2017. If unopposed, this slate is voted on during the Association Business Meeting on Thursday, March 8, 2018.

2019 Nominating Committee

Nominations for the 2019 Nominating Committee are accepted from the floor during the Association Business Meeting on Thursday, March 8, 2018. All Fellows receive an electronic ballot after the 2018 Annual Meeting, with an opportunity to cast their votes for nominees to fill the elected positions on the 2019 Nominating Committee.

Bylaws Committee

Proposed amendments to the Academy and the Association Bylaws are considered at the 2018 Annual Meeting if submitted by September 1, 2017. The AAOS Bylaws Committee conducts

an Open Hearing to receive comments on the proposed bylaw amendments on Wednesday, March 7, 2018, beginning shortly after the conclusion of the Resolutions Committee Open Hearing. It is anticipated that the Bylaws Committee Open Hearing will begin around 1:30 PM.

At the business meetings on Thursday, March 8, 2018, the Bylaws Committee presents its recommendations regarding each set of the proposed amendments to the Bylaws. Shortly after the Annual Meeting, these recommendations are voted on by the Fellowship.

Resolutions Committee

Any 20 or more Fellows, the majority of the members of the Board of Directors of a State Orthopaedic Society, a majority of the members of the Board of Directors of an orthopaedic specialty society that is a member of the Board of Specialty Societies, the AAOS Board of Directors, a supermajority of the Board of Councilors, or a supermajority of the member societies of the Board of Specialty Societies may offer a resolution for consideration by the Fellowship at the 2018 Annual Meeting. To be binding on the Academy or the Association, a resolution must be submitted and considered by the Board of Councilors and Board of Specialty Societies before being voted upon by the Fellowship after the Annual Meeting at which it was discussed.

To be considered by the Board of Councilors and the Board of Specialty Societies at the Fall Meeting, AAOS must receive a resolution on or before September 1, 2017. Emergency resolutions are accepted until February 6, 2018, but only if all other conditions are met. Copies of each duly submitted resolution are available and sent by email to the Fellowship in January or February 2018.

The AAOS Resolutions Committee holds an Open Hearing on the resolutions on Wednesday, March 7, 2018, beginning at 1:00 PM. During the Open Hearing, proponents and opponents discuss those resolutions under consideration. At the business meetings on Thursday, March 8, 2018, the Resolutions Committee presents its recommendations regarding each resolution under consideration. Shortly after the Annual Meeting, these recommendations are voted on by the Fellowship.

Meeting Space Information

All meeting and event requests must be submitted to AAOS on a Meeting Space Request form located on the AAOS website at www.aaos.org/meetingspace. If you made your own arrangements and would like your event listed in the AAOS Final Program/My Academy App, submit the information using the same form.

Events taking place during official AAOS educational sessions, Tuesday through Friday, 8:00 AM - 6:00 PM, are reviewed to ensure they do not conflict with AAOS educational programming, the Academy Business Meetings, or Specialty Day.

Function	Dates & Times Events cannot be scheduled
Annual Business Meetings	Thursday, March 8, 9:15 – 10:30 AM
Specialty Day	Saturday, March 10, All Day

All submitted meetings and events (whether booked on own or through AAOS) are listed in the AAOS Final Program and My Academy App. If you prefer your event not be listed, indicate “No” on the Meeting Space Request form.

The deadline to request meeting space or submit information about a meeting or event is November 17, 2017.

HEAR FROM ACADEMY LEADERSHIP

YOUR ACADEMY 2018



Presidential Address

William J. Maloney, MD



Incoming Presidential Address

David A. Halsey, MD



Incoming First Vice-Presidential Address

Kristy L. Weber, MD

AAOS 2018 Annual Meeting

March 6–10, New Orleans, Louisiana

AAOS

AMERICAN ACADEMY OF
ORTHOPAEDIC SURGEONS

**Thursday, March 8
10:15 AM**

**Morial Convention Center
La Nouvelle Ballroom**

PROGRAM ALSO INCLUDES

Welcome Guest Nation – Italy

Recognition of Industry Donors

Kappa Delta & OREF Awards

Diversity Award

Humanitarian Award

**William W. Tipton, Jr, MD
Leadership Award**

PRESIDENTIAL GUEST SPEAKER



David Gergen

Senior Political Analyst, CNN

David Gergen is a professor of public service and co-director of the Center for Public Leadership at the Harvard Kennedy School.

Make the most of your Annual Meeting experience with dynamic learning formats



The AAOS Annual Meeting provides stimulating learning formats across a wide range of subjects. Choose the style that best fits your learning preferences and objectives.

Ticketed Opportunities

Instructional Courses Master in-depth experience-based orthopaedic techniques and solutions from world-renowned faculty.

Case Presentation Courses Engage in collaborative table discussions, review case data, and hear the final solution with references to support the selected treatment.

Technical Skills Courses Focus on positioning, approach, and step-by-step technical tips via edited videos; followed by discussion on the pearls.

Included with your registration

Symposia Get inspired as a panel of surgeons at the forefront of orthopaedics shares leading-edge research across 25 different topics.

Ask an Expert Present your complex case challenges to expert faculty to receive diagnosis and recommendations for future cases. Presentations take place Wednesday through Friday in the Exhibit Hall.

Paper Presentations Explore new and exciting research and advances in orthopaedics. More than 900 papers will be on display to view at your convenience.

Orthopaedic Video Theater View hundreds of high-quality and peer-reviewed surgical technique videos from accomplished surgeons and innovators.

Technology Theater Attend a presentation of the latest technology and applications beneficial to surgeons and staff teams. Presentations take place Wednesday through Friday in the Exhibit Hall.

Posters Observe the visual presentation of the latest medical, clinical, or scientific research. More than 1,000 posters will be on display to view at your convenience.

Poster Tours Attend guided presentations of the best posters. Recognized experts create a memorable experience by highlighting pearls and answering your questions.

Scientific Exhibits Witness in-depth and interactive graphic illustrations of a study or complex procedure. 88 Scientific Exhibits offer audiovisual, presenter interaction, and other enhancements to enrich your learning experience.

ePosters & eScientific Exhibits Access interactive video presentations of research during the meeting at www.aaos.org/annual.

Career Development Courses Advance or refine your career with themed daily curriculum including; Leadership, Teaching and Communication, Research and Education, Maintenance of Certification, and Marketing.



Create a unique experience customized to your specialization and educational needs



Innovative Formats

Flash 5® What's Coming Down the Pike

Hear critical takeaways on multiple hot topics during focused 5-minute presentations.

Presented on Tuesday, 1:30 – 2:30 PM (see page 21) and Thursday, 8:00 – 9:00 AM (see page 23).

Showdowns® Watch two surgeons debate topics and techniques; then YOU determine who wins.

The Knee Showdown will be presented on Wednesday, 8:00 – 9:00 AM (see page 12), and the Shoulder Showdown will be presented on Thursday, 1:30 – 2:30 PM (see page 39).

The Way I See It...® Hear the faculty's candid opinions on top-of-mind issues.

Presented on Tuesday, 4:00 – 5:00 PM (see page 34); Wednesday, 11:00 AM – 12:00 PM (see page 22); Thursday, 4:00 – 5:00 PM (see page 47) and Friday, 1:30 – 3:30 PM (see page 24) in conjunction with Game Changers Paper session.



Paperless Handouts & Evaluations

Session evaluations and handouts will be available exclusively via the *My Academy* App. Session handouts will be accessible one week prior to the meeting.

Register and plan your education at
www.aaos.org/annual

AAOS 2018 Annual Meeting

March 6-10, New Orleans, Louisiana

AAOS

AMERICAN ACADEMY OF
ORTHOPAEDIC SURGEONS

Educational Tracks

Educational Tracks at the AAOS 2018 Annual Meeting identify the best sessions for your level of expertise.

Each classification is curated by the AAOS Education Track Committee, includes up to five ICLs and is offered in a specialist or general path.

Topics include:



Adult Reconstruction Hip



Adult Reconstruction Knee



Foot and Ankle NEW!



Hand and Wrist NEW!



Musculoskeletal Oncology NEW!



Pediatrics



Shoulder and Elbow NEW!



Spine



Sports Medicine NEW!



Trauma

Track packages are available for advance purchase only.
Visit www.aaos.org/annual to register by January 24, 2018

No course substitutions or exchanges are allowed and a written request for refund must be received by January 26, 2018. No refunds or exchanges are issued after this date.

CME CREDIT, DISCLAIMER, FDA STATEMENT

Accreditation

The American Academy of Orthopaedic Surgeons is accredited by the Accreditation Council for Continuing Medical Education to provide continuing medical education (CME) for physicians.

CME Credit

U.S. Physicians: The AAOS designates this live activity for a maximum of 33 *AMA PRA Category 1 Credits™*. Physicians should claim only the credit commensurate with the extent of their participation in the activity.

International Physicians: The AMA has determined that physicians not licensed in the United States but who participate in this CME activity are eligible for *AMA PRA Category 1 Credits™*.

Allied Health Professionals: The AAOS is not accredited to offer credit for nurses and other Allied Health Professionals. To determine if activities offering *AMA PRA Category 1 Credits™* are acceptable for your licensing or certification needs please contact the relevant organizations directly.

IMPORTANT – Please check-in as soon as you arrive.

The AAOS CME transcript system will not allow you to claim CME credit for any educational activities you participated in before you officially check-in to the meeting. For example, you arrive at the meeting on Tuesday but do not check-in until Wednesday, you will not be able to claim CME credits for your Tuesday attendance. Also, only after checking-in will you be able to print your CME Certificate of Attendance. The grid below outlines the number of credit hours available per day:

Check In OR Register at the Meeting on:	Maximum Daily Credits	Maximum Meeting Credits
Tuesday, March 6	up to 9	33
Wednesday, March 7	up to 8	24
Thursday, March 8	up to 8	16
Friday, March 9	up to 8	8

CME Certificate of Attendance Kiosk

While you are at the Annual Meeting, print your CME Certificate of Attendance for the AAOS and participating Specialty Societies. The kiosks are located in Academy Hall, B, Lobby B, Lobby D, and Lobby H.

AAOS CME Transcript System

The transcript system is an honor system. You will be able to log your CME credits into your transcripts approximately 4 weeks after the meeting. Physicians should claim only the number of credits for the learning activities at the Annual Meeting in which they actively participated. For example: A two-hour Symposium is 2 CME credits.

Disclaimer

The material presented at the Annual Meeting has been made available by the American Academy of Orthopaedic Surgeons for educational purposes only. This material is not intended to represent the only, nor necessarily best, method or procedure appropriate for the medical situations discussed, but rather is intended to present an approach, view, statement, or opinion of the faculty which may be helpful to others who face similar situations. The AAOS disclaims any and all liability for injury or other damages resulting to any individual attending a session and for all claims which may arise out of the use of the techniques demonstrated therein by such individuals, whether these claims shall be asserted by a physician or any other person.

The grid below outlines the types of activities that are available at the Annual Meeting and notes which qualify for *AMA PRA Category 1 Credit™*:

Activity	CME Credit Available
CPT and ICD-10 Coding Fundamentals for Starting Your Practice #190	Yes
Flash Five®	Yes
Forum for Young Orthopaedic Surgeons with the ABOS	Yes
Instructional Courses	Yes
Orthopaedic Video Theater	Yes
Papers	Yes
Posters and Scientific Exhibits (only when the presenter is required to be present and during the poster tours)	Yes
Showdowns®	Yes
Specialty Day	Yes
Symposia	Yes
The Way I See It...®	Yes
Ask an Expert	No
Technology Theater	No
Practice Management for Residents and Fellows-in-Training #191	No
Exhibits	No

FDA Statement

Some drugs or medical devices demonstrated at the Annual Meeting have been cleared by the FDA for specific purposes only or have not been cleared by the FDA. The FDA has stated that it is the responsibility of the physician to determine the FDA clearance status of each drug or medical device he or she wishes to use in clinical practice. Academy policy provides that “off label” uses of a drug or medical device may be described in the Academy’s CME activities so long as the “off label” use of the drug or medical device is also specifically disclosed (i.e. it must be disclosed that the FDA has not cleared the drug or device for the described purpose). Any drug or medical device is being used “off label” if the described use is not set forth on the product’s current label.

Reproduction

The Academy reserves any and all of its rights to materials presented at the Annual Meeting, including Posters and Scientific Exhibits. Reproductions of any kind, by any person or entity, without prior written permission from the Academy, are strictly prohibited. Prohibited reproductions include, but are not limited to, audiotapes, videotape, and/or still photography. Persons violating this policy may have their badge confiscated and be escorted from the meeting. No unapproved surveys, handouts, or literature may be distributed at the meeting.

Private Meeting

The AAOS 2018 Annual Meeting is a private meeting. The AAOS reserves the right to control space and ask people to leave the meeting who are not qualified to attend or who cause disruptions, at AAOS’ sole discretion.

Adult Reconstruction Hip EDUCATION TRACKS!



When you buy an Education Track, one ICL is included FREE!

Adult Reconstruction Hip Track for the Specialist - HIP1

	8:00 - 10:00 AM	11:00 AM - 12:30 PM	1:30 - 3:30 PM	4:00 - 6:00 PM
Wednesday	ICL 202 Difficult Revision THAs Through an Anterior Approach: Extensile Expansions of Anterior Approach for Revisions, Complex Deformities, Conversions and Peri-Prosthetic Fractures	ICL 222 Complex Revision Total Hip Arthroplasty: An Advanced Course		
Thursday				Symposium T Performing a Revision Total Hip Arthroplasty: What You Need to Know
Friday	Case Presentation 481 Periprosthetic Fractures of the Hip and Knee: A Case Based ICL (Separate purchase required: \$75)		ICL 441 New Paradigms in the Etiology, Pathogenesis and Treatment of Osteonecrosis	

General Adult Reconstruction Hip Track - HIP2

	8:00 - 10:00 AM	11:00 AM - 12:30 PM	1:30 - 3:30 PM	4:00 - 6:00 PM
Wednesday	ICL 201 Preventing Hospital Readmissions and Limiting the Complications Associated with Total Hip Arthroplasty	ICL 221 Optimizing Outcomes and Treating Complications After Total Hip Arthroplasty	Symposium L Everything You Need To Know About Simple and Complex Primary Total Hip Arthroplasty	
Thursday	ICL 301 Indications and Technique for Single Stage Revision Total Hip Arthroplasty for Prosthetic Joint Infection	ICL 321 Understanding Hip Dysplasia: Evolving disease concepts and treatment innovations		
Friday		ICL 421 Outpatient Arthroplasty: Same Day, Home Safe		

ICLs that are part of the registration track package

Case Presentations sessions are a separate purchase and subject to availability.

Symposia included with registration.

Visit www.aaos.org/annual to register by January 24, 2018.

Track packages are only available for advanced purchase.
No refunds or exchanges after January 26, 2018.

Track #	Track Name	Track Package ICLs	Track Package Price	Track Package Price for U.S. Orthopaedic Resident
HIP1	Adult Reconstruction Hip Track for the Specialist	202, 222, 441	\$100	\$50
HIP2	General Adult Reconstruction Hip Track	201, 221, 301, 321, 421	\$200	\$100

Adult Reconstruction Knee EDUCATION TRACKS!



When you buy an Education Track, one ICL is included FREE!

Adult Reconstruction Knee Track for the Specialist - KNEE1

	8:00 - 10:00 AM	11:00 AM - 12:30 PM	1:30 - 3:30 PM	4:00 - 6:00 PM
Wednesday		ICL 223 Management of Periprosthetic Joint Infection: What Has Happened Over the Last Few Years		Case Presentation 287 Revision TKA: How to Avoid Getting in Over Your Head: Cased-based Presentations (Separate purchase required: \$75)
Thursday	ICL 302 Partial Knee Arthroplasty: The State of the Art	ICL 323 The Complex Primary Total Knee Arthroplasty Made Simple		
Friday		ICL 422 Diagnosis and Treatment of Infected TKA: State of Art in 2018		

General Adult Reconstruction Knee Track - KNEE2

	8:00 - 10:00 AM	11:00 AM - 12:30 PM	1:30 - 3:30 PM	4:00 - 6:00 PM
Wednesday	ICL 203 Outpatient Joint Replacement: Practical Guidelines for Your Program Based on Evidence, Success, and Failures			ICL 261 The Modern Total Knee Arthroplasty: What to Make of All of These Options?
Thursday		Case Presentation 383 The Post "OOP" Knee (Separate purchase required: \$75)	Symposium S Choices, Compromises, and Controversies in Total Knee Arthroplasty	
Friday	ICL 402 The Basic Knee Revision – Simple Knee Revision for the Generalist			

ICLs that are part of the registration track package

Case Presentations sessions are a separate purchase and subject to availability.

Symposia included with registration.

Visit www.aaos.org/annual to register by January 24, 2018.

Track packages are only available for advanced purchase.
No refunds or exchanges after January 26, 2018.

Track #	Track Name	Track Package ICLs	Track Package Price	Track Package Price for U.S. Orthopaedic Resident
KNEE1	Adult Reconstruction Knee Track for the Specialist	223, 302, 323, 422	\$150	\$75
KNEE2	General Adult Reconstruction Knee Track	203, 261, 402	\$100	\$50

Adult Reconstruction Hip and Knee

Tuesday, March 6

8:00 AM - 10:00 AM



Knee Arthritis Treatment in the Younger, Active Patient: From Injections to Arthroplasty—More Choices...More Controversy

Michael E. Berend, MD, Brian J. Cole, MD, MBA, Alan Getgood, MD, Bruce A. Levy, MD, Jess H. Lonner, MD, Patrick A. Smith, MD

Moderator: Michael J. Stuart, MD

This symposium focuses on the myriad of treatment options for the younger, more active patient with knee arthritis. The concise lectures, case presentations, panel discussion, and audience responses address clinical controversies, burgeoning new therapies, and the latest results of modern arthroplasty designs. Clinicians hear updates on the rapidly changing therapy options and highlights of the best available evidence.

101



Periprosthetic Fractures Around the Hip and Knee: Contemporary Techniques of Internal Fixation and Revision

George J. Haidukewych, MD, Christopher E. Pelt, MD

Moderator: Erik Kubiak, MD

Contemporary indications and techniques of internal fixation and revision for periprosthetic fractures around total hip and total knee arthroplasty are presented. No handouts are available.

102



How Do I Get Out of This Problem? Effectively Solving Common Intraoperative and Early Postoperative Challenges in Primary Total Knee Arthroplasty

Douglas A. Dennis, MD, Steven J. MacDonald, MD, Mark W. Pagnano, MD

Moderator: Daniel J. Berry, MD

This course covers how to solve common intraoperative and postoperative challenges in primary total knee arthroplasty, including exposure, ligament balance, stability, patellar tendon problems, wound, and knee motion problems.

181



Trunions, Tapers, and Corrosion in Total Hip Arthroplasty: What's All the Fuss About? What Every Surgeon Should Know

Robert L. Barrack, MD, Mathias P. Bostrom, MD, James A. Browne, MD, A. Seth Greenwald, DPhil Oxon, Joshua J. Jacobs, MD, Atul F. Kamath, MD, Arthur L. Malkani, MD, Douglas E. Padgett, MD, Christopher L. Peters, MD, Peter K. Sculco, MD, Michael J. Taunton, MD, Thomas P. Vail, MD

Moderator: Joshua J. Jacobs, MD

Faculty evaluates what we know about the frequency of the problem and the clinical circumstances under which the problem occurs. Next we cover the current state of knowledge about how various factors including taper design and materials affect the likelihood of this problem developing. Finally we cover how to best treat the problem when revision is required, when to remove and when to retain implants, what materials to use if a taper is retained (ceramic head etc.), and how to manage soft tissues that may have been damaged by taper corrosion.

Tuesday, March 6

10:30 AM - 12:30 PM

121



Innovative Techniques in Revision Total Hip Arthroplasty

Kevin B. Fricka, MD, Donald S. Garbuz, MD, Paul F. Lachiewicz, MD

Moderator: Scott M. Sporer, MD

This course reviews new techniques for management of common problems encountered in revision hip surgery. Acetabular component removal and revision with enhanced surface jumbo cups, new recurrent dislocation options, easier ways to perform extended trochanteric osteotomy (ETO) and fabricate antibiotic cement spacer, and management of the painful metal-metal and ceramic-ceramic hip are covered in video vignettes and case presentations.

122



Perioperative Management in Total Knee Arthroplasty

Pete Caccavallo, MD, Carl A. Deirmengian, MD, Ryan Nunley, MD

Moderator: Brett R. Levine, MD

This course addresses perioperative care of knee arthroplasty patients focused on evidence- and value-driven recommendations for medical management, blood conservation, pain management, infection prevention, and wound management.

Tuesday, March 6

1:30 PM - 3:30 PM

141



Let's Do an Efficient Direct Anterior Hip Replacement (Without a Special Table)

Ronald Driesen, MD, Hans-Erik Henkus, MD, Christophe Olyslaegers, MD

Moderator: Kristoff Corten, MD, PhD

This is a video-based course focusing on local anatomy related to the direct anterior approach as well as surgical techniques for primary and revision total hip arthroplasty using a direct anterior approach without a special table. Tips for novices on how to shorten the learning curve are provided.

142



When and How to Use Arthroplasty in Acute and Failed Hip Fracture Treatment: The Latest Surgical Techniques

Paul J. Duvelius, MD, George J. Haidukewych, MD, Andrew H. Schmidt, MD

Moderator: Richard F. Kyle, MD

This ICL reviews the incidence of hip fractures worldwide, morbidity, and cost. The importance of treatment selection for correct treatment (internal fixation versus arthroplasty) techniques of arthroplasty (hemi versus total hip arthroplasty) in acute fractures and failed open reduction and internal fixation of hip fractures are covered.



Audience Response Session



Case Presentation course



Technical Skills course

143



AAHKS

Managing Problems and Complications During and After Primary Total Knee Arthroplasty

Michael P. Bolognesi, MD, Steven J. MacDonald, MD, William J. Maloney, MD

Moderator: Jay R. Lieberman, MD

Course presenters review diagnosis and management of intraoperative problems (instability, patella maltracking, and stiffness) and complications (wound drainage, infection, instability, and pain) commonly associated with total knee arthroplasty.

185



The Personalized Approach to the Isolated Arthritic Knee: From Biologics to Metal – Drop that Total Knee Arthroplasty Tray

Kyle Anderson, MD, John P. Fulkerson, MD, Robert F. LaPrade, MD, Adolph V. Lombardi, Jr, MD, William M. Mihalko, MD, Mark D. Miller, MD, Tom Minas, MD, Anthony Miniaci, MD, Robert A. Teitge, MD

Moderator: Khaled J. Saleh, MD, MSc

This course provides management paradigms of the isolated compartment arthritic knee and delineates application of technical strategies and approaches to prevent and treat this condition.

Tuesday, March 6

4:00 PM - 6:00 PM

161



Practical Techniques for Revision Total Hip Arthroplasty

Erik Kubiak, MD, Brett R. Levine, MD, James D. Slover, MD,

Moderator: Frank Liporace, MD

This video-rich course focuses on specific tips and tricks from the experts on common, practical techniques useful during revision total hip arthroplasty. Videos supplement short, key point slide presentations. Case-based discussion with audience response system highlights key points of exposure, implant removal, and reconstruction strategies.

187



Complications after Total Hip Arthroplasty: Current Strategies for Prevention and Treatment

John J. Callaghan, MD, Gregory K. Deirmengian, MD, Christopher Estes, DO, Fares S. Haddad, FRCS, David J. Jacofsky, MD, Steven J. MacDonald, MD, R. Michael Meneghini, MD, Christopher L. Peters, MD, Gregory G. Polkowski, MD, Scott M. Sporer, MD

Moderator: Craig J. Della Valle, MD

Learn to avoid and optimize the management of complications associated with total hip arthroplasty including dislocation and leg length discrepancy, infection, symptomatic deep vein thrombosis, and periprosthetic fractures.

Wednesday, March 7

8:00 AM – 9:00 AM



Showdowns® Technology in Knee Arthroplasty

Seth A. Jerabek, MD, David J. Mayman, MD, Patrick Meere, MD, Jonathan M. Vigdorchik, MD

Moderator: James I. Huddleston III, MD

Debates on the latest techniques in state-of-the-art technology in total knee arthroplasty including robotics, smart tools, sensors, and custom implants. YOU decide who wins!

Wednesday, March 7

8:00 AM - 10:00 AM

201



Preventing Hospital Readmissions and Limiting the Complications Associated with Total Hip Arthroplasty

Eric Bolin, MD, Harry A. Demos, MD, Jacob M. Drew, MD

Moderator: Vincent D. Pellegrini, MD

With increasing attention on hospital readmission after total hip arthroplasty, there is a need to better understand and prevent complications responsible for readmission to the hospital.

202



Difficult Revision Total Hip Arthroplasties Through an Anterior Approach: Extensile Expansions of Anterior Approach for Revisions, Complex Deformities, Conversions, and Periprosthetic Fractures

Theodore T. Manson, MD, J. Bohannon Mason, MD, John L. Masonis, MD

Moderator: Joseph T. Moskal, MD

Designed for the surgeon already using the direct anterior approach for routine primary and simple revision hip arthroplasties, this ICL teaches how to expand the approach both proximally and distally for hip reconstructions with complex deformities, as well as perform femoral and acetabular revisions through a direct anterior approach. Cementless and cemented stem removal, extended trochanteric osteotomy, treatment of periprosthetic fractures, intra-pelvic extension of the approach as well as managing pelvic discontinuity also are covered. At the conclusion of the course, participants have the cognitive skills for extension of the surgical approach and the conceptual framework for incorporation of revision direct anterior hip replacement into their practice.

203



Outpatient Joint Replacement: Practical Guidelines for Your Program Based on Evidence, Success, and Failures

Charles A. DeCook, MD, Craig J. Della Valle, MD, R. Michael Meneghini, MD

Moderator: Alexander P. Sah, MD

Lessons can be learned from case examples of real-life challenges and failures in the ambulatory surgical center setting to help shape future success of outpatient joint replacement.



Audience Response Session



Case Presentation course



Technical Skills course

Wednesday, March 7

11:00 AM - 12:30 PM

221 Optimizing Outcomes and Treating Complications After Total Hip Arthroplasty

AAHKS

John J. Callaghan, MD, J. Bohannon Mason, MD, Robert T. Trousdale, MD

Moderator: Jay R. Lieberman, MD

This course identifies perioperative management strategies that can improve outcomes after total hip arthroplasty and reviews prevention and treatment of common perioperative complications.

222 Complex Revision Total Hip Arthroplasty: An Advanced Course



Donald S. Garbuz, MD, David G. Lewallen, MD, Bryan D. Springer, MD

Moderator: Wayne G. Paprosky, MD

Utilizing audience response and video, the faculty demonstrates revision total hip arthroplasty techniques stressing planning and exposure, reconstruction of bone loss, and treating dislocations.

223 Management of Periprosthetic Joint Infection: What Has Happened Over the Last Few Years?

Robert L. Barrack, MD, Thorsten Gehrke, MD, Carlo Romano, MD

Moderator: Javad Parvizi, MD, FRCS

This ICL provides attendees with the most recent developments related to prevention, diagnosis, and treatment of periprosthetic joint infection (PJI).

Wednesday, March 7

1:30 PM - 3:30 PM

L Everything You Need to Know About Simple and Complex Primary Total Hip Arthroplasty

Keith R. Berend, MD, Daniel J. Berry, MD, Michael P. Bolognesi, MD, John C. Clobis, MD, Kevin L. Garvin, MD, R. Michael Meneghini, MD, Mark W. Pagnano, MD, Rafael J. Sierra, MD, Bryan D. Springer, MD,

Moderator: Jay R. Lieberman, MD

This symposium reviews the surgical techniques associated with simple and complex total hip arthroplasty. Case presentations are reviewed to highlight areas of consensus and controversy.

241 The Treatment and Management of Acetabular Bone Loss in Revision Total Hip Arthroplasty



Matthew Austin, MD, William G. Hamilton, MD, Wayne G. Paprosky, MD

Moderator: Neil P. Sheth, MD

Upon completion of this course, participants have an algorithmic approach on how to evaluate acetabular bone loss and determine how to surgically treat this entity. Clinical cases help reinforce concepts presented in this instructional course lecture.

242



Four Challenges in Revision Total Knee Arthroplasty: Exposure, Safe and Effective Component Removal, Bone Deficit Management, and Fixation

Thomas K. Fehring, MD, David G. Lewallen, MD, Steven J. MacDonald, MD

Moderator: Adolph V. Lombardi, Jr, MD

Four challenges in surgical techniques for revision total knee arthroplasty are addressed: surgical exposure, careful removal of components, bone deficit management, and fixation options.

Wednesday, March 7

4:00 PM - 6:00 PM

N Orthopaedic Surgery of Pelvis – Controversies in Diagnostics and Treatment of Infections after Total Hip Arthroplasty: Determining the Optimal Moment for Reimplantation

Richard A. Berger, MD, Rodolfo Capanna, MD, Paolo Cherubino, MD, Carl A. Deirmengian, MD, Kyle F. Dickson, MD, Francesco Falez, MD, Andrea Ferretti, MD, John H. Healey, MD, Javad Parvizi, MD, FRCS, Raffaele Pascarella, MD, Carlo Romano, MD,

Moderator: Giuseppe Sessa, MD

Reconstruction in pelvic fractures, infections, tumor, and bone losses require a dedicated expertise. This symposium features lectures of eminent Italian and US surgeons on these topics and is in collaboration with the Guest Nation of Italy.

261



The Modern Total Knee Arthroplasty: What to Make of All of these Options?

John J. Callaghan, MD, Steven J. MacDonald, MD, R. Michael Meneghini, MD

Moderator: Brett R. Levine, MD

This ICL reviews the design and biomaterial aspects of modern total knee arthroplasty (TKA) implants including outcomes, indications, and complications associated with these devices.

287



Revision Total Knee Arthroplasty: How to Avoid Getting in Over Your Head – Cased-Based Presentations

David Backstein, MD, Michael E. Berend, MD, Michael P. Bolognesi, MD, Henry D. Clarke, MD, Fred D. Cushner, MD, Douglas A. Dennis, MD, William L. Griffin, MD, Gwo-Chin Lee, MD, Adolph V. Lombardi, Jr, MD, Mark W. Pagnano, MD

Moderator: Giles R. Scuderi, MD

This course instructs attendees on reasons for failure, how to develop a systematic surgical plan for revision total knee arthroplasty, and establishing a knowledge of complex situations.

Register and plan your education at www.aaos.org/annual



Audience Response Session



Case Presentation course



Technical Skills course

Thursday, March 8

8:00 AM - 10:00 AM

301 **Indications and Technique for Single-Stage Revision**



Total Hip Arthroplasty for Prosthetic Joint Infection

Craig J. Della Valle, MD, Thorsten Gehrke, MD, Fares S. Haddad, FRCS

AAHKS

Moderator: William A. Jiranek, MD

The evidence supporting single-stage revision for treatment of prosthetic joint infection (PJI) is increasing, and it is apparent the cost and morbidity is less.

302 **Partial Knee Arthroplasty: The State of the Art**



Keith R. Berend, MD, Richard A. Berger, MD, Jess H. Lonner, MD

Moderator: Tad L. Gerlinger, MD

The state of the art in partial knee arthroplasty, including patient selection, surgical techniques, and implant selection are discussed, highlighted by surgical technique videos.

Thursday, March 8

11:00 AM - 12:30 PM

321 **Understanding Hip Dysplasia: Evolving Disease Concepts and Treatment Innovations**



Paul E. Beaulé, MD, Asheesh Bedi, MD, Christopher L. Peters, MD

Moderator: John C. Clohisy, MD

Improved understanding of hip pathomorphology and instability have led to major improvements in diagnosis and treatment. This course highlights recent advancements and innovations treating developmental dysplasia of the hip (DDH).

322 **Recurrent Dislocation after Total Hip Arthroplasty: Controversies and Solutions**



Stephen A. Jones, MD, Samuel S. Wellman, MD

Moderator: Paul F. Lachiewicz, MD

This course provides an in-depth discussion of the biomechanics, indications, techniques, and results of these procedures for recurrent dislocation in a didactic and case-based approach.

323 **The Complex Primary Total Knee Arthroplasty Made Simple**



Daniel J. Berry, MD, Jay R. Lieberman, MD, Bryan D. Springer, MD

Moderator: Steven J. MacDonald, MD

This ICL is designed to provide the adult reconstructive knee surgeon with strategies to manage the complex cases that present requiring total knee arthroplasty. The challenges addressed are common, and are problems surgeons need to address routinely and “on the spot”; therefore knowing and understanding the array of effective strategies in advance of the problem is essential. This ICL helps prepare the surgeon to address these problems by providing recommendations from leading surgeons on how to deal with these common, but complex, clinical scenarios and consensus opinion on the best way to solve problems by the whole panel. The format includes brief, focused didactic lectures; panel discussions; and case-based panel consensus.

383



The Post “OOP” Knee

Keith R. Berend, MD, Henry D. Clarke, MD, Craig J. Della Valle, MD, Steven B. Haas, MD, Michael A. Kelly, MD, Chin Lee, MD, David J. Mayman, MD, Gwo-Giles R. Scuderi, MD, Alfred J. Tria, Jr, MD, Geoffrey H. Westrich, MD

Moderator: Fred D. Cushner, MD

This case-based ICL covers common postoperative complications and focuses on prevention as well as treatment.

Thursday, March 8

1:30 PM - 3:30 PM

S



Choices, Compromises, and Controversies in Total Knee Arthroplasty

C. Lowry Barnes, MD, Robert L. Barrack, MD, Michael E. Berend, MD, Keith R. Berend, MD, John J. Callaghan, MD, Craig J. Della Valle, MD, Richard Iorio, MD, Jay R. Lieberman, MD, Mark W. Pagnano, MD, Christopher L. Peters, MD, Thomas P. Sculco, MD, Alfred J. Tria, Jr, MD

Moderator: Adolph V. Lombardi, Jr, MD

Despite nearly 40 years of condylar total knee arthroplasty (TKA), many choices, compromises, and controversies remain. This symposium reviews current evidence through didactic presentations, debates, and cases.

341



Total Hip Arthroplasty – How Do I Get Out of This Problem?

Moderator: Kevin L. Garvin, MD

This course is designed to provide the surgeon with strategies to manage the most common challenges faced intraoperatively and early postoperatively after total hip arthroplasty (THA). We provide recommendations from leading surgeons on how to deal with these common challenges and consensus opinion by the panel on the best way to solve problems.

Thursday, March 8

4:00 PM - 6:00 PM

T

Performing a Revision Total Hip Arthroplasty: What You Need to Know

Daniel J. Berry, MD, Craig J. Della Valle, MD, Kevin L. Garvin, MD, William J. Hizack, MD, Joshua J. Jacobs, MD, David G. Lewallen, MD, Steven J. MacDonald, MD, Douglas E. Padgett, MD, Christopher L. Peters, MD, Scott M. Sporer, MD, Geoffrey H. Westrich, MD

Moderator: Adolph V. Lombardi, Jr, MD

While total hip arthroplasty is tremendously successful, artificial joints have a finite lifespan. A structured approach can facilitate improved outcomes when revision becomes necessary.



Audience Response Session




Case Presentation course





Technical Skills course

Friday, March 9

8:00 AM - 10:00 AM


401  **Primary Total Hip Arthroplasty: Everything You Need to Know**
David Beverland, MD, David F. Dalury, MD, William L. Griffin, MD
Moderator: J. Bohannon Mason, MD
Course presenters review preoperative and postoperative strategies to improve outcomes, component preparation and implantation techniques (video demonstrations), and bearing surface selection.


402  **The Basic Knee Revision – Simple Knee Revision for the Generalist**
David Backstein, MD, James A. Browne, MD, Douglas Naudie, MD
Moderator: Ran Schwarzkopf, MD
This course explores the challenges of revision total knee arthroplasty (TKA) for the community surgeon, modes of TKA failure, the stiff knee, isolated polyethylene liner exchange, and executing the simple TKA revision. Current modern preoperative planning and intraoperative techniques are discussed. At the end of the course, participants feel comfortable applying treatment algorithms for simple revision TKA cases.

481  **Periprosthetic Fractures of the Hip and Knee: A Case-Based ICL**
Cory A. Collinge, MD, Paul Duwelius, MD, Donald S. Garbuz, MD, Kevin L. Garvin, MD, Curtis W. Hartman, MD, Richard F. Kyle, MD, David G. Lewallen, MD, Frank A. Liporace, MD, Michael D. Ries, MD, Scott M. Sporer, MD
Moderator: George J. Haidukewych, MD
This case-based periprosthetic hip and knee fracture course gives the participant an opportunity to interact in small group format with national faculty in learning current treatment techniques.

Friday, March 9


11:00 AM - 12:30 PM


421  **Outpatient Arthroplasty: Same Day, Home Safe**
William G. Hamilton, MD, Gregg R. Klein, MD, Adolph V. Lombardi Jr, MD
Moderator: Michael E. Berend, MD
Understanding and addressing safely the reasons that surgeons and patients believe they 'need' a hospital admission is the cornerstone to outpatient arthroplasty. Course faculty review the surgical techniques and perioperative factors.

422  **Diagnosis and Treatment of Infected Total Knee Arthroplasty: State of Art in 2018**
Craig J. Della Valle, MD, Fares S. Haddad, FRCS, John Segreti, MD
Moderator: Javad Parvizi, MD, FRCS
This course provides the most recent developments for diagnosis and treatment of periprosthetic joint infection (PJI). The audience walks away knowing the state of the art related to PJI.

Friday, March 9


1:30 PM - 3:30 PM


441  **New Paradigms in the Etiology, Pathogenesis, and Treatment of Osteonecrosis**
Philippe Hernigou, PhD, Lynne C. Jones, PhD, Michael A. Mont, MD
Moderator: Stuart B. Goodman, MD
This ICL reviews novel methods for identification of high-risk patients, preventative measures, earlier diagnosis, and cutting-edge treatments to mitigate the progression of osteonecrosis.

485  **Revision Total Knee Arthroplasty Essentials: A Case-Based Approach**
James A. Browne, MD, Kevin L. Garvin, MD, Arlen D. Hanssen, MD, Curtis W. Hartman, MD, Raymond H. Kim, MD, Steven J. MacDonald, MD, R. Michael Meneghini, MD, Christopher L. Peters, MD, Bryan D. Springer, MD, Michael J. Taunton, MD
Moderator: Tad M. Mabry, MD
This course addresses the essentials of revision total knee arthroplasty (TKA) with a focus on surgical indications and practical solutions to the most common revision challenges: instability, stiffness, bone loss, and infection.

Friday, March 9

4:00 PM - 6:00 PM


461  **How to Perform a Primary Total Knee Arthroplasty: Video Vignettes**
Henry D. Clarke, MD, William J. Long, MD, Ryan Nunley, MD
Moderator: Gwo-Chin Lee, MD
Techniques required to perform a successful total knee arthroplasty are detailed using video vignettes, including preoperative planning, prosthesis selection, surgical exposures, ligamentous balancing, fixation, and patellar resurfacing.

487  **Management of Infected Total Joint Arthroplasty in 2018 – Where Do We Stand Now?**
Brian M. Curtin, MD, Craig J. Della Valle, MD, Mark G. Freeman, MD, Kevin L. Garvin, MD, Thorsten Gehrke, MD, Gregory Golladay, MD, Arlen D. Hanssen, MD, Javad Parvizi, MD, FRCS, Bryan D. Springer, MD, Louis S. Stryker, MD
Moderator: Thomas K. Febring, MD
As the number of total joints performed increases exponentially, so too will the infection burden. This course helps all arthroplasty surgeons become well versed in the diagnosis and management of patients with a periprosthetic infection through a case-based format.


Register and plan your education at
www.aaos.org/annual

Basic Research


Tuesday, March 6 10:30 AM - 12:30 PM

123 **Orthopaedic Basic Science for the Practicing Physician**
 *Geoffrey D. Abrams, MD, Thomas A. Einhorn, MD*
Moderator: Philipp Leucht, MD
 The purpose of this course is to educate the practicing orthopaedic surgeon in the most recent developments in orthopaedic basic science with a special focus on fracture healing, osteoarthritis, and orthobiologics.



Wednesday, March 7 8:00 AM - 10:00 AM

204 **Biologics in Rotator Cuff Repair: Magic or Mischief?**
 *Jeffrey S. Abrams, MD, James P. Bradley, MD, Jason L. Dragoo, MD*
Moderator: John M. Tokish, MD
 This course offers a thorough presentation of the use of biologics in the setting of a rotator cuff tear and its impact on patient outcomes.

Thursday, March 8 11:00 AM - 12:30 PM


324 **Infection in Arthroplasty: The Basic Science of Bacterial Biofilms in its Pathogenesis, Diagnosis, Treatment, and Prevention**
 *Fares S. Haddad, FRCS, Edward M. Schwarz, PhD, Mark S. Smeltzer, PhD*
Moderator: Javad Parvizi, MD, FRCS
 Course faculty discuss the surest state of affairs with regard to orthopaedic infections and the challenge that biofilm formation presents to the orthopaedic community. No handouts are available.

Friday, March 9 8:00 AM - 10:00 AM



403 **The Synovial Joint: Structure, Function, Injury and Repair, Osteoarthritis**
 *Alan J. Grodzinsky, PhD*
 **Moderator: Joseph A. Buckwalter, MD**
 This course offers a concise review of the current understanding of the biology and biomechanics of articular cartilage and provides a basis for current understanding of osteoarthritis and cartilage repair. A basis for understanding current clinical approaches to providing biologic resurfacing of articular cartilage and restoration of synovial joint function also is covered.

Foot and Ankle



Tuesday, March 6 8:00 AM - 10:00 AM

103 **Surgical Treatment of Ankle Instability: No More Big Incisions**
 *Stephane Guillo, MD, Kentaro Matsui, MD, Masato Takao, MD*
Moderator: James W. Stone, MD
 Recently, there have been advances in the field of ankle stabilization which utilize arthroscopic or percutaneous procedures that are both minimally invasive and allow complete anatomic reconstruction or repair of the anterior talofibular ligament and calcaneofibular ligament. In this course, new arthroscopic and percutaneous techniques are described for surgical stabilization of the ankle that avoid large open incisions.


Tuesday, March 6 10:30 AM - 12:30 PM

124 **Osteotomy and Arthrodesis of the Forefoot and Hindfoot**
 *Samuel B. Adams, MD, Scott Ellis, MD, Andrew R. Hsu, MD*
 **Moderator: Kenneth Hunt, MD**
 This course reviews common surgical techniques for correction of hallux valgus and hindfoot arthrodesis.

Tuesday, March 6 1:30 PM - 3:30 PM

144 **Challenges and Controversies in Foot and Ankle Trauma**
 **Moderator: Thomas G. Harris, MD**
 This course provides a practical, case-based lecture on the current state of the art in common foot and ankle trauma. It covers how to avoid common pitfalls as well as emphasizes how to achieve good surgical and nonsurgical outcomes. Each talk highlights easy-to-miss injuries as well.

Tuesday, March 6 4:00 PM - 6:00 PM

162 **Chronic Achilles Ruptures - From Bracing to Complex Reconstruction**
 *Samuel B. Adams, Jr, MD, Scott Ellis, MD, Steven K. Neufeld, MD*
Moderator: Daniel C. Farber, MD
 Chronic Achilles ruptures are a reconstructive challenge. Faculty reviews clinical scenarios and provides multiple treatment options and the pros/cons of reconstruction techniques.



Audience Response Session



Case Presentation course



Technical Skills course

Foot & Ankle – NEW! EDUCATION TRACKS!



When you buy an Education Track, one ICL is included FREE!

Foot & Ankle Track for the Specialist - FA1

	8:00 - 10:00 AM	11:00 AM - 12:30 PM	1:30 - 3:30 PM	4:00 - 6:00 PM
Wednesday				ICL 262 Peroneal Tendon Pathology: Cutting Edge Concepts in Diagnosis and Management
Thursday		ICL 325 Management of the Cavus Foot: A Practical Guide with Video Techniques		ICL 361 Getting It Right the Second Time: Pearls and Principles for Revision Surgery in the Foot and Ankle
Friday	Symposium W Trauma to the Foot and Ankle: Keeping the Surgeon Stable	ICL 423 Management of Common Complications of Foot and Ankle Surgery		

General Foot & Ankle Track - FA2

	8:00 - 10:00 AM	11:00 AM - 12:30 PM	1:30 - 3:30 PM	4:00 - 6:00 PM
Wednesday	ICL 205 Nuts and Bolts of Foot and Ankle Injuries in the Athlete	ICL 224 Don't Lose Your Nerve: Evaluation and Management of Neurogenic Pain in the Foot and Ankle	ICL 243 The Land of Ligaments: Navigating Sprains, Strains, and Ruptures about the Foot and Ankle	
Thursday	ICL 303 Arthritis of the Ankle Joint: Refining and Expanding Options in Management			
Friday	Case Presentation 482 Management of Most Common Foot and Ankle Pathologies (Separate purchase required: \$75)			

ICLs that are part of the registration track package

Case Presentations sessions are a separate purchase and subject to availability.

Symposia included with registration.

Visit www.aaos.org/annual to register by January 24, 2018.

Track packages are only available for advanced purchase.
No refunds or exchanges after January 26, 2018.

Track #	Track Name	Track Package ICLs	Track Package Price	Track Package Price for U.S. Orthopaedic Resident
FA1	Foot & Ankle Track for the Specialist	262, 325, 361, 423	\$150	\$75
FA2	General Foot & Ankle Track	205, 224, 243, 303	\$150	\$75

Wednesday, March 7

8:00 AM - 10:00 AM

205



Nuts and Bolts of Foot and Ankle Injuries in the Athlete
Robert B. Anderson, MD, Gregory C. Berlet, MD,
David R. Olson, MD

AOFAS

Moderator: Steven L. Haddad, MD

This course provides an overview of how injury management has evolved over time to improve outcome and also allow the athlete a safe and early return to activity. Faculty discusses new innovations in treatment options for specific injuries and also concentrates on postoperative care and rehabilitation techniques to facilitate return to sport. Specific attention is given not only to the serious athlete, but also the weekend warrior and dancers.

Wednesday, March 7

11:00 AM - 12:30 PM

224



Don't Lose Your Nerve: Evaluation and Management of Neurogenic Pain in the Foot and Ankle

William M. Granberry, MD, Lew C. Schon, MD,
Ashish Shah, MD

Moderator: Jason S. Ahuero, MD

This is a didactic, case-based ICL reviewing the diagnosis and management of neurogenic pain in the foot and ankle, including discussion of primary and revision surgical techniques.

Wednesday, March 7

1:30 PM - 3:30 PM

243



The Land of Ligaments: Navigating Sprains, Strains, and Ruptures about the Foot and Ankle

Moderator: Kenneth Hunt, MD

A spectrum of ligamentous injuries about the ankle and foot are presented with emphasis on those occurring in sport. Case studies and videos are used to illustrate.

Wednesday, March 7

4:00 PM - 6:00 PM

262



Peroneal Tendon Pathology: Cutting-Edge Concepts in Diagnosis and Management

James Calder, MD, Christopher P. Chiodo, MD,
John G. Kennedy, MD

Moderator: Christopher W. DiGiovanni, MD

This ICL highlights all cutting-edge diagnostic and management strategies for the spectrum of acute and chronic peroneal pathologies, helping direct best practice treatment.

Thursday, March 8

8:00 AM - 10:00 AM

303



Arthritis of the Ankle Joint: Refining and Expanding Options in Management

J. Chris Coetzee, MD, Mark E. Easley, MD,
Paul T. Fortin, MD

Moderator: Steven L. Haddad, MD

This course provides the attendee with the entire toolkit in managing ankle arthritis. Both joint preserving and joint sacrificing methods are explored in depth, with significant use of video tips and tricks to achieve the desired patient outcome for all procedures. Discussion makes the attendee a veteran in future patient consultation and decision making.

Thursday, March 8

11:00 AM - 12:30 PM

325



Management of the Cavus Foot: A Practical Guide with Video Techniques

J. Chris Coetzee, MD, Steven L. Haddad, MD,
William C. McGarvey, MD

Moderator: Mark S. Myerson, MD

The cavus foot has a varied presentation. This course explains how to examine the foot for a flexible deformity and thereby avoid arthrodesis. An algorithm for treatment of forefoot, midfoot, and hindfoot deformity on the cavus foot is presented. Each deformity is outlined with a case-based approach using video techniques to emphasize reconstruction.

Thursday, March 8

1:30 PM - 3:30 PM

342



Surgical Treatment of Charcot Foot

Carroll P. Jones, MD, Jeremy J. McCormick, MD
Moderator: Michael S. Pinzur, MD

There is an evidence-based appreciation that the deformity associated with Charcot foot leads to poor clinical outcomes. This case-based course discusses the evidence-supported rationale for use of the new superconstruct internal fixation and static circular external fixation devices.

Thursday, March 8

4:00 PM - 6:00 PM

361



Getting It Right the Second Time: Pearls and Principles for Revision Surgery in the Foot and Ankle

Moderator: Michael P. Clare, MD

This course presents strategies and techniques for the evaluation and treatment of the failed foot and ankle surgery including the failed bunion, nonunion/malunion of hindfoot and ankle fusion, the unsuccessful flatfoot surgery, and the failed ankle fracture.



Audience Response Session



Case Presentation course



Technical Skills course

Friday, March 9

8:00 AM - 10:00 AM

W

AOFAS

Trauma to the Foot and Ankle: Keeping the Surgeon Stable
 Robert B. Anderson, MD, J. Chris Coetzee, MD,
 William C. McGarvey, MD, Brian M. Weatherford, MD
Moderator: Steven L. Haddad, MD

This new symposium is a comprehensive look at the most frequently discussed and most debated aspects of foot and ankle trauma. We delve into specific traumatic injuries, and learn how to diagnose them best, allowing the surgeon to both formulate and execute a comprehensive operative plan. Basic and advanced techniques are illustrated through didactic example and video. Less than optimal outcomes are discussed, with management strategies to increase patient satisfaction. By increasing current knowledge, we decrease current surgeon stress.

482



Management of Most Common Foot and Ankle Pathologies

Jason S. Abuero, MD, Judith F. Baumbauer, MD,
 Stephen F. Conti, MD, Christopher W. DiGiovanni, MD,
 John E. Femino, MD, Naren G. Gurbani, MD,
 Jeffrey E. Johnson, MD, Mark S. Myerson, MD,
 Vinod K. Panchbhavi, MD, David B. Thordarson, MD,
 Keith L. Wapner, MD

Moderator: Ashish Shah, MD

Course presenters discuss the fundamentals of conservative and surgical management of most common foot and ankle pathologies like acute achilles rupture, plantar fasciitis, equinus contracture [gastrocnemius tightness], sesamoiditis, and metatarsalgia; and also helps participants to understand the different controversies in treatment of these common pathologies by active discussion with the faculty.

Friday, March 9

11:00 AM - 12:30 PM

423



AOFAS

Management of Common Complications of Foot and Ankle Surgery

Mark S. Myerson, MD, Selene G. Parekh, MD, MBA,
 Steven M. Raikin, MD

Moderator: Mark E. Easley, MD

This course covers common errors in decision making and surgical reconstruction of the foot and ankle. Techniques for revision surgery, reconstruction, and salvage of these deformities are presented in a case-based approach with an emphasis on video techniques.

Friday, March 9

1:30 PM - 3:30 PM

442



Management of Complex Foot and Ankle Injuries in the Athlete

J. Chris Coetzee, MD, Kenneth Hunt, MD,
 Kevin E. Varner, MD

Moderator: Robert B. Anderson, MD

Treating foot and ankle injuries in athletes requires an understanding of their unique mechanism, surgical options, and rehabilitation issues. These are addressed for stress fractures, ligament injuries, Achilles/peroneal tendon disorders, and the syndemosis.

Friday, March 9

4:00 PM - 6:00 PM

462



Osteochondral Lesions of the Talus: Current Treatment Dilemmas

Eric Giza, MD, John G. Kennedy, MD,
 James W. Stone, MD

Moderator: Alastair S. E. Younger, MD

Explore the natural history of the untreated osteochondral lesion of the talus as well as current treatment options, including arthroscopic autograft, allograft, or autologous chondrocyte implantation.



Register and plan your education at
www.aaos.org/annual



Audience Response Session



Case Presentation course



Technical Skills course

General

Tuesday, March 6

8:00 AM - 9:00 AM

CD1



Preparing and Delivering the Orthopaedic Lecture: Tips and Pearls

James J. McCarthy, MD, Theodore W. Parsons, III, MD, David L. Skaggs, MD

Moderator: *James H. Beaty, MD*

This course focuses on utilizing PowerPoint especially for the medical professional and developing a lecture for an orthopaedic audience. Learn tips and tricks you can use to enhance your teaching skills when participating in educational sessions for your colleagues and for patient education – both individually and community wide.

Tuesday, March 6

8:00 AM - 10:00 AM

104



Orthopaedic Surgery for Adults with Cerebral Palsy

Henry G. Chambers, MD, Joshua E. Hyman, MD, Michael W. Shrader, MD

Moderator: *Philip D. Nowicki, MD*

This course presents an overview of typical orthopaedic surgical procedures that adults with cerebral palsy (CP) may need.

105



Antibiotic Stewardship in Orthopaedic Surgery: Principles and Practice

Matthew P. Abdel, MD, Peter N. Chalmers, MD, John Segreti, MD

Moderator: *Brett R. Levine, MD*

The emergence of resistance, geographical diversity of infecting pathogens, and changing patient population requires customization of our prophylactic regimen to reduce infectious complications. A multidisciplinary approach to an antimicrobial stewardship program leads to improved patient outcomes and cost-effective medical care.

182



Adult Sequelae of Pediatric Problems

Benjamin Alman, MD, Michael P. Bolognesi, MD, Mark E. Easley, MD, John E. Herzenberg, MD, William A. Jiranek, MD, Robert K. Lark, MD, William G. Mackenzie, MD, Michael D. McKee, MD, Shawn W. O'Driscoll, MD, Emil H. Schemitsch, MD

Moderator: *Klane K. White, MD*

The management of common pediatric orthopaedic problems that present with sequelae to adult orthopaedist are discussed, with an emphasis on identifying the surgical approach as children, and as adults, to optimize the ultimate outcome.

Tuesday, March 6

9:30 AM - 10:30 AM

CD2

Cultural Considerations in Education and Patient Care

Guido Marra, MD

Moderator: *Hassan R. Mir, MD, MBA*

Successful cross-cultural patient communication is important. Course presenters review words that should not be used and those words that work best, as well as offer ways to improve your non-verbal body language. This course also is designed to help attendees implement three general principles for teaching those whose first languages is not English and/or have cultural norms and operating procedures that are significantly different from those in the United States.

Tuesday, March 6

10:30 AM - 12:30 PM

C



Innovation, Robotics, and Digital Solutions in Arthroplasty: Evolving Role in the Operating Room and Beyond!

C. Lowry Barnes, MD, Stefano A. Bini, MD, Michael P. Bolognesi, MD, William A. Jiranek, MD, R. Michael Meneghini, MD, Douglas E. Padgett, MD, Jonathan L. Schaffer, MD,

Moderator: *Mark I. Froimson, MD*

This symposium reviews and critically evaluates a number of new and exciting digital and robotic technologies that promise to improve surgical reliability and patient outcomes. This review allows attendees to evaluate the role of these technologies in their practice. Both advantages and disadvantages are discussed, including the economics, and methods to introduce such technology into practice are reviewed.

125



Teaching Basic Orthopaedic Tool Skills Using an Operant Learning Program

Theresa R. McKeon, BA, Karen W. Pryor

Moderator: *I. Martin Levy, MD*

In this course the faculty demonstrates an orthopaedic skills program that uses unique teaching methodologies and innovative and inexpensive learning platforms to allow meaningful repetition.

Tuesday, March 6

11:00 AM - 12:00 PM

CD3



Social Media and Orthopaedics: Establishing Your Online Reputation

J. Martin Leland, MD, Lance M. Silverman, MD

Moderator: *Naven Duggal, MD*

Social media is an emerging modality that can be viewed as a chance to update our approach to interacting with patients, data, and each other in important new ways. However, careful attention regarding patient privacy, liability, and HIPAA violations is required by the orthopaedist interested in utilizing this technology. With mindful use of social media, we are able to leverage our positions as trusted community leaders to create and nurture a much larger community.



Audience Response Session



Case Presentation course



Technical Skills course

Tuesday, March 6

1:30 PM - 2:30 PM

CD4



Hot Marketing Topics to Build Your Practice

Tony Edwards

Moderator: Bill Champion

Patient expectations regarding access have made a significant change within recent years, which is why orthopaedic practices are opening urgent care and walk-in clinics. Additionally, there has been a fundamental shift in a push for payors to reimburse orthopaedists based on documented value over a volume of procedures. This will have a direct impact on how patients utilize rating sites, search engines, and social media. This presentation will help doctors and executives have an understanding of the trends, the data that supports a practice's strategy, and what to be prepared for in the near future.

FF1

Flash Five® What's Coming Down the Pike?

Annunziato Amendola, MD, Stephen S. Burkhart, MD,

Susan V. Bukata, MD, Michael J. Gardner, MD,

James I. Huddleston, III, MD, Rex A. Marco, MD,

Javad Parvizi, MD, FRCS, Marc R. Safran, MD,

Keith L. Wapner, MD, Alexander Vaccaro, MD, PhD

Moderator: Marc R. Safran, MD

Experience a burst of knowledge given in five minutes on topics benefiting orthopaedists. Fast and focused...each expert takes on a hot topic and drills down to the most critical points and takeaways.

Tuesday, March 6

1:30 PM - 3:30 PM

145



Global Volunteerism for Orthopaedic Surgeons

Peter G. Trafton, MD, Divya Singh, MD,

Todd S. Kim, MD

Moderator: Coleen S. Sabatini, MD, MPH

Learn how to be an effective global volunteer and impart your orthopaedic knowledge to strengthen and empower the global health workforce by volunteering overseas.

146



Examination of the Shoulder for Beginners and Experts

W. Benjamin Kibler, MD, George A. Murrell, MD

Moderator: Edward G. McFarland, MD

ASES

This is designed for beginner and experienced orthopaedic providers to learn the latest on physical examination of the shoulder.

Tuesday, March 6

3:00 PM - 4:00 PM

CD5



The Aging Surgeon

Ralph B. Blasier, MD

Moderator: R. Dale Blasier, MD

Surgeons may not recognize deterioration of their physical and cognitive function and skills with age. It is best to be aware and develop an exit strategy.

Tuesday, March 6

4:00 PM - 6:00 PM

163



Thromboembolism Prophylaxis For Orthopaedic Surgeons: Update 2018

Mrudula Borse, MD, Jay R. Lieberman, MD,

Douglas E. Padgett, MD

Moderator: Paul F. Lachiewicz, MD

This is a comprehensive review of all aspects of pharmacologic and non-pharmacologic venous thromboembolism (VTE) prophylaxis for the practicing orthopaedic surgeon.

Tuesday, March 6

4:30 PM - 5:30 PM

CD6



Writing a Competitive Grant Application

Moderator: Kurt P. Spindler, MD

Grants can be competitive and non-competitive. This course provides helpful tips and examples on writing a competitive grant application.

Wednesday, March 7

8:00 AM - 9:00 AM

CD7



Leadership at Every Level: Principles and Practice

Daniel J. Berry, MD, Thomas K. Fehring, MD,

Joshua J. Jacobs, MD

Moderator: Aaron G. Rosenberg, MD, FACS

This course is designed to help you implement your leadership skills at the local, regional, and national levels. Specifics of successful leadership are discussed, understanding that leaders are developed not born. Team building, mentoring, and inertia avoidance are discussed along with time management and strategies to maintain balance.

Wednesday, March 7

8:00 AM - 10:00 AM

F

Debating the Top Five Controversies in Hip Preservation

John C. Clohisy, MD, Benjamin G. Domb, MD,

Christopher M. Larson, MD, Michael B. Millis, MD,

Allan K. Mishra, MD, Javad Parvizi, MD, FRCS,

Thomas G. Sampson, MD, Marc Safran, MD,

Robert T. Trousdale, MD, Stuart L. Weinstein, MD

Moderator: Marc R. Safran, MD

Faculty debate five hip preservation controversies: management of mild dysplasia, partial gluteus tears, osteoarthritis, slipped capital femoral epiphysis, and the existence of hip instability without dysplasia.

H

What Can a Registry Do for Me?

David C. Ayers, MD, Kevin J. Bozic, MD,

Richard De Steiger, MD, Peter A. Devane, MD,

Ove N. Furnes, MD, Stephen Graves, MD,

Brian R. Hallstrom, MD, David G. Lewallen, MD,

Maziar Mohaddes, MD, Robert S. Namba, MD,

Martyn Porter, MD

Moderator: Henrik Malchau, MD

What can a registry do for me? Learn about financial impacts of registries, identifying clinical best practices, improving patient care, implant selection, and new technology.



Audience Response Session



Case Presentation course



Technical Skills course

206



Musculoskeletal Ultrasound of the Extremities: Clinical and Ultrasonographic Correlation

Gina Ciavarra, Mohini Rawat, DPT, Wayne L. Stokes, MD

Moderator: *Mukund R. Patel, MD*

Musculoskeletal ultrasonography is an important imaging modality that provides diagnostic accuracy at low cost. Its use and clinical pearls are discussed in this course.

Wednesday, March 7

9:30 AM - 10:30 AM

CD8



Optimizing Your Chances for Presentations and for Publications

Charles R. Clark, MD, Seth S. Leopold, MD, Guido Marra, MD

Moderator: *Fares S. Haddad, FRCS*

Understand the abstract submission and review process to increase the likelihood of acceptance. Learn how to write an abstract that is focused, concise, and clear so that your message is heard by reviewers. This course offers a good understanding of the peer review process and its importance in scientific journals, provides key information on best practices and how to optimize papers for publication, and gives insight into how to review papers including a section on identifying research fraud.

Wednesday, March 7

11:00 AM - 12:00 PM

CD9



Managing Residents in 2018

R. Dale Blasier, MD, George S. Dyer, MD

Moderator: *Kenneth A. Ego, MD*
This course provides the learner with an assessment of barriers to the implementation of modern teaching strategies in orthopaedic residencies and discusses the historical and current models for training in the United States. Presenters discuss metrics for evaluation and present methods to improve resident assessment. This course also helps you design a plan as part of the educational process to foster success and target areas to deal with underperformance on a case-by-case basis. One size does not fit all!

TWIS12 The Way I See It...® Digital Health: A Sneak Peak into the Imminent Future

Moderator: *Stefano A. Bini, MD*

Learn the “whys” of what the experts do. Benefit from the inside story - what each presenter wants you to know about digital health. Topics include Telehealth, Virtual Reality, Big Data and Cybersecurity.

Wednesday, March 7

11:00 AM - 12:30 PM

225



Teaching the Teachers: Improving Your Skills as an Orthopedic Motor Skills Instructor

Moderator: *Joseph C. Tauro, MD*

This course focuses on improving the teaching skills of orthopedic surgeons who participate or wish to participate as instructors in motor skills labs.

AANA

226



Developmental Dysplasia of the Hip from Birth to Arthroplasty: Clear Indications and New Controversies

Travis H. Matheney, MD, Jonathan G. Schoenecker, MD, Stuart L. Weinstein, MD

Moderator: *Scott B. Rosenfeld, MD*

This course, designed for both the general orthopaedist and the pediatric specialist, covers key concepts and controversies in diagnosis and treatment of developmental dysplasia of the hip from birth through adulthood.

Wednesday, March 7

1:30 PM - 2:30 PM

CD10



Lifelong Learning: Teaching, Mentoring, and Work-Life Integration

John M. Flynn, MD, Richard H. Gelberman, MD, L. Scott Levin, MD

Moderator: *William N. Levine, MD*

This course provides orthopaedic surgeons with tips to endeavor toward a life of teaching, mentoring, and lifelong learning.

Wednesday, March 7

1:30 PM - 3:30 PM

244



Women in Orthopaedics - What You Really Want to Know (But are Too Afraid to Ask)

Kristen E. Fleager, MD, Amy L. Ladd, MD, Jennifer M. Weiss, MD

Moderator: *Meghan N. Imrie, MD*

This course addresses practical concerns facing women in orthopaedics such as pregnancy, maternity leave, work-life balance, and pursuing leadership positions.

Wednesday, March 7

3:00 PM - 4:00 PM

CD11



Cliff Notes on Basic, Clinical, and Translational Research: What You Need to Get Started

Jay D. Keener, MD, Brian D. Snyder, MD, Kurt P. Spindler, MD

Moderator: *Francis Y. Lee, MD, PhD*

This course helps you understand scientific method and be able to design and complete a clinical research project. Formulate a clinically relevant hypothesis, perform a power analysis, and collect and analyze data. Determine when your results are worthy of abstract submission. Presenters also discuss the benchmarks, or standards, in technique and practice in the study of basic science and translational research.

Wednesday, March 7

4:00 PM - 6:00 PM

263



Mentorship in Orthopaedics: How to Succeed as a Mentor and a Mentee

Claudette M. Lajam, MD, Mary K. Mulcahey, MD, Vincent D. Pellegrini, MD

Moderator: *Julie B. Samora, MD*

Mentorship in orthopaedics and attributes of successful relationships are highlighted. Benefits of mentorship are discussed (increased work satisfaction, research productivity, diversity, promotion, recruitment/retention).

AAHKS

AANA

RJOS



Audience Response Session



Case Presentation course



Technical Skills course

264



An Orthopaedist's Introduction to the American Medical Association Guides to Permanent Physical Impairment by Examples Using the 4th, 5th, and 6th Editions

Moderator: J. Mark Melhorn, MD

The need for accurate impairment and disability evaluations continues to increase. This course is designed to select the most common musculoskeletal diagnoses and review how to evaluate and rate using the 4th, 5th, and 6th editions of the American Medical Association Guides.

Thursday, March 8

8:00 AM - 9:00 AM

FF2

Flash Five® What's Coming Down the Pike?

Stephen S. Burkhart, MD, Susan V. Bukata, MD, Michael J. Gardner, MD, James I. Huddleston, III, MD, Rex A. Marco, MD, Javad Parvizi, MD, FRCS, Marc R. Safran, MD, Keith L. Wapner, MD, Annunziato Amendola, MD, Alexander Vaccaro, MD, PhD

Moderator: Charles M. Davis, III, MD, PhD

Experience a burst of knowledge given in five minutes on topics benefiting orthopaedists. Fast and focused...each expert takes on a hot topic and drills down to the most critical points and takeaways.

Thursday, March 8

8:00 AM - 10:00 AM

304



Orthopaedic Disaster Course: Preparing for Your Worst/Best Moment in the Operating Room

Kevin A. Raskin, MD, Michael J. Weaver, MD, Carl M. Harper, MD

Moderator: Jacob W. Brubacher, MD

This course offers practical instruction to help prepare for and master operating room disasters and emergencies. Review anatomy and technical pearls to help avoid panic and gain control of pelvic/extremity disasters.

305



Owning Osteoporosis Care in Your Practice

Moderator: Clifford B. Jones, MD, FACS

Osteoporosis is not just a disease of women and is relevant to patients of all ages. By attending this course, participants can improve treatment of patients with fragility fractures and learn the mechanics of setting up an inpatient and outpatient osteoporosis practice.

Thursday, March 8

11:00 AM - 12:30 PM

326



Pathologic Postoperative Pain:

What Every Orthopaedic Surgeon Should Know

Ian Carroll, MD, Vivianne L. Tawfik, MD

Moderator: Catherine Curtin, MD

Orthopaedic procedures result in some patients developing pain that persists long after the wounds have healed. This course reviews pain from mechanism to treatment.

Thursday, March 8

1:30 PM - 3:30 PM

343



Hip and Groin Pain in the Athlete

Brian D. Busconi, MD, J.W. Thomas Byrd, MD, Christopher M. Larson, MD,

Moderator: Marc R. Safran, MD

This case-based ICL reviews evaluation and treatment options, including preferred management and return to participation, of hip and groin injuries in athletes.

344



Top Tips for YOUR Practice

Lisa K. Cannada, MD, Wudbhav N. Sankar, MD, Kristy L. Weber, MD

Moderator: Julie E. Adams, MD

This ICL focuses on top tips for YOUR patients and practice highlighting commonly missed problems and high-yield tips and tricks in trauma, peds, hand, and tumor.

Thursday, March 8

4:00 PM - 6:00 PM

362



Peripheral Nerve Issues after Common Orthopaedic Surgeries

Milton T. Little, MD, Benjamin A. McArthur, MD

Moir M. McCarthy, MD,

Moderator: Christopher J. Dy, MD, MPH

Course faculty present an appraisal of risk factors, prognosis, and treatment options for peripheral nerve issues after common orthopaedic procedures, from the perspectives of both the referring surgeon and treating sub-specialist.

Friday, March 9

8:00 AM - 10:00 AM

404



The Joint is a Mess, Now What? How to Restore Function when Intra-Articular Fracture Surgery Fails

Michael D. McKee, MD, Aaron Nauth, MD,

Andrew H. Schmidt, MD,

Moderator: Emil H. Schemitsch, MD

A primary goal of this ICL is to achieve consensus opinions on many current issues and controversies regarding the treatment of posttraumatic arthritis.

405



The Answer is Vitamin D! From Pediatrics to Geriatrics in Orthopaedics

Joseph M. Lane, MD, Aenor J. Sawyer, MD

Moderator: Barbara Minkowitz, MD

This course helps to establish working knowledge the role of Vitamin D in acquisition and maintenance of optimal bone health and to understand a synthesis of literature and recommendations regarding vitamin targets across the lifespan. Obtain practical information to implement Vitamin D assessment and supplementation in orthopaedic care of children and adults.

General

Register and plan your education at www.aaos.org/annual



Audience Response Session



Case Presentation course




Technical Skills course

General

Friday, March 9


11:00 AM - 12:30 PM

X Annual Meeting Highlights
Co-Moderators: Charles M. Davis, III, MD, PhD, Alexander Vaccaro, MD, PhD
 The Annual Meeting Highlights symposium features highlights from the best papers and posters presented at the 2018 Annual Meeting as chosen by the AAOS Program Committees.

424 The Practical Application of Adipose-Derived Cell Therapy in Private Practice
 *Champ Baker, III, MD, Claude T. Moorman, III, MD*
Moderator: Joanne Halbrecht, MD
 Adipose-derived cell therapy is a viable option for the treatment a variety of orthopaedic pathologies. The indications and outcomes are presented and discussed.

Friday, March 9

1:30 PM - 3:30 PM

443 Is Medical Clearance Enough? Understanding Medical Issues that Can Affect Your Patients' Outcomes
 *Antonia Chen, MD, Charles N. Cornell, MD*
Moderator: Joseph M. Lane, MD
 Course presenters discuss the many systemic, endocrine, and nutritional issues that can affect your patient's outcome that are not addressed by medical clearance.

TWISI4 The Way I See It...® Orthopaedic Surgeons Changing the Game

Kevin J. Bozic, MD, MBA, Scott A. Rodeo, MD, Paul Tornetta, III, MD


Co-Moderators: James R. Ficke, MD, Leesa M. Galatz, MD

Learn the "whys" of what the experts are foreseeing in health care. Benefit from the inside story - what each presenter wants you to know about this top-of-the-mind issue. Experts share their knowledge and experiences, just the way they see it (Presented with Game Changers Paper Session).

Friday, March 9

4:00 PM - 6:00 PM

463 Platelet-Rich Plasma, Bone Morphogenetic Protein, and Stem Cells: What Surgeons Need to Know

 *Brian T. Feeley, MD, Harvey E. Smith, MD, Seth K. Williams, MD*

Moderator: Wellington K. Hsu, MD

Course presenters discuss the most important biologics in orthopaedic surgery, including growth factors, cell therapy, and pharmacologics to promote bone and soft tissue healing.

Quick Guide to Annual Meeting



AAOS Website Shortcuts

Annual Meeting Webpage
www.aaos.org/annual

Registration (login required)
www.aaos.org/register

Housing
www.aaos.org/housing

Education – including Specialty Day
www.aaos.org/ameducation

Exhibit Information
www.aaos.org/exhibits

Social Program
www.aaos.org/tours



Important Dates

Registration Deadline
 January 24, 2018

Cancellation Deadline
 January 26, 2018

Housing Deadline
 February 16, 2018

First Day of the 2018 Annual Meeting
 Tuesday, March 6, 2018

Specialty Day
 Saturday, March 10, 2018



Contact Information

Registration Questions
 (844)529-3707 – U.S. and Canada
 (508)743-8504 – International
 Email: AAOSMeeting@xpressreg.net

Housing Bureau – Wyndham Jade
 Telephone:
 (800)931-6026 – U.S. and Canada
 (972)349-5558 – International

Housing Fax:
 (972)349-7715 – U.S. and Canada



Audience Response Session



Case Presentation course



Technical Skills course

Hand & Wrist – NEW! EDUCATION TRACKS!



When you buy an Education Track, one ICL is included FREE!

Hand & Wrist Track for the Specialist - HW1

	8:00 - 10:00 AM	11:00 AM - 12:30 PM	1:30 - 3:30 PM	4:00 - 6:00 PM
Wednesday		Symposium I Thumb CMC Arthritis, Controversial and Misunderstood: A Comprehensive Overview		ICL 265 Treating Hand Fractures: A Case based Approach to their Management and the Ability to Treat the Complications that will Inevitably Occur
Thursday				ICL 363 Infections of the Upper Extremity – New Developments and Challenges
Friday	ICL 406 Contemporary Perspectives on Complex Fracture-Dislocations of the Wrist		ICL 444 Management Strategies for Scapholunate Ligament Injuries: From Occult Injury to Arthritis	

General Hand & Wrist Track - HW2

	8:00 - 10:00 AM	11:00 AM - 12:30 PM	1:30 - 3:30 PM	4:00 - 6:00 PM
Wednesday	ICL 207 Simple Hand Problems that Aren't: Avoiding Snakes in the Grass		ICL 245 Evaluation and Management of Common Hand and Wrist Conditions for the General Orthopaedic Surgeon	
Thursday	ICL 306 Compression Neuropathies – Getting It Right So You Don't Have to Do It Again or Deal with Complications	Case Presentation 384 Common Conditions In Hand Surgery And How To Deal With Their Complications (Separate purchase required: \$75)	ICL 345 Mimickers of Hand and Upper Extremity Infections – How to Avoid Misdiagnosis and Mistreatment	
Friday		Case Presentation 483 Common Conditions Affecting the Ulnar Side of the Wrist: Demystifying Ulnar Wrist Pain (Separate purchase required: \$75)		

ICLs that are part of the registration track package
Case Presentations sessions are a separate purchase and subject to availability.
Symposia included with registration.

Visit www.aaos.org/annual to register by January 24, 2018.

Track packages are only available for advanced purchase.
No refunds or exchanges after January 26, 2018.

Track #	Track Name	Track Package ICLs	Track Package Price	Track Package Price for U.S. Orthopaedic Resident
HW1	Hand & Wrist Track for the Specialist	265, 363, 406, 444	\$150	\$75
HW2	General Hand & Wrist Track	207, 245, 306, 345	\$150	\$75

Hand and Wrist

Tuesday, March 6

8:00 AM - 10:00 AM

106

Managing Wrist Arthritis



Joseph E. Imbriglia, MD, William B. Kleinman, MD, Robert J. Strauch, MD

Moderator: Peter Tang, MD

This course covers the current treatment options for wrist arthritis as well as the evidence to support them. The faculty shares their treatment algorithms.

Tuesday, March 6

10:30 AM - 12:30 PM

126

Why I Cannot Fix this Distal Radius Fracture with Volar Plate



AAHS

Abhinav B. Chhabra, MD, Robert J. Medoff, MD, Joseph M. Sherrill, MD

ASSH

Moderator: Nilesbkumar Chaudhari, MD

Each faculty member presents a didactic lecture on specified fracture patterns, including information regarding fracture pattern, preoperative planning, selection of surgical approach, technique pearls, fixation options, complications, and difficulties associated with the fixation method of complex distal radius fracture.

Tuesday, March 6

1:30 PM - 3:30 PM

147

Managing Challenges in Thumb Carpometacarpal Arthritis



Donald H. Lee, MD, Tamara D. Rozental, MD, David S. Zelouf, MD

Moderator: Julie E. Adams, MD

This ICL presents options for management of thumb carpometacarpal (CMC) arthritis and explores controversies and challenges. The role of nonoperative treatment and indications for surgery are explored.

Tuesday, March 6

4:00 PM - 6:00 PM

164

Reevaluation of the Scaphoid Fracture: What is the Current Best Evidence?



AAHS

Geert Buijze, MD, A. Lee Osterman, MD, Scott W. Wolfe, MD,

ASSH

Moderator: Jesse B. Jupiter, MD

This ICL explores the most recent best evidence for the assessment and management of the scaphoid fracture to include fracture assessment, treatment, and outcomes.

Wednesday, March 7

8:00 AM - 10:00 AM

207

Simple Hand Problems that Aren't: Avoiding Snakes in the Grass



Mark E. Baratz, MD, Michael S. Bednar, MD, A. Lee Osterman, MD

Moderator: Julie E. Adams, MD

Some hand problems may seem deceptively simple but with improper management can become "bad actors." Participants learn to recognize and appropriately manage these conditions and avoid complications.

Wednesday, March 7

11:00 AM - 12:30 PM

I

Thumb Carpometacarpal Arthritis – Controversial and Misunderstood: A Comprehensive Overview



Elisabet Hagert, MD, Sanjeev Kakar, MD, Arnold-Peter C. Weiss, MD, Jennifer M. Wolf, MD,
Moderator: Amy L. Ladd, MD

This interactive, roundtable symposium explores evidence, innovation, and key controversies of carpometacarpal (CMC) and pathoanatomy, hormonal influence on arthritis, and surgical perspectives.

227

Sports Injuries of the Hand, Wrist, and Elbow



Christopher J. Dy, MD, Daniel Osei, MD, Lindley B. Wall, MD

Moderator: Ryan P. Calfee, MD

This course offers a comprehensive overview of the bone and soft tissue injuries that commonly occur in athletes of all ages. The latest treatment advances are emphasized.

Wednesday, March 7

1:30 PM - 3:30 PM

245

Evaluation and Management of Common Hand and Wrist Conditions for the General Orthopaedic Surgeon



Paul Martineau, MD, Steven D. Maschke, MD, Xavier C. Simcock, MD

Moderator: Kevin J. Malone, MD

This course provides a review of common hand and wrist conditions for the general orthopaedic surgeon, including appropriate evaluation and management.

Wednesday, March 7

4:00 PM - 6:00 PM

265

Treating Hand Fractures: A Case-Based Approach to their Management and the Ability to Treat the Complications that will Inevitably Occur



Joshua Abzug, MD, Raymond G. Gaston, MD, Peter J. Stern, MD

Moderator: A. Lee Osterman, MD

The management of hand fractures occurring in all age groups is presented in a case-based manner. Detailed discussion regarding pearls and pitfalls of initial treatment, avoiding the potential complications as well as managing them, aid orthopaedic surgeons in their practice.

Thursday, March 8

8:00 AM - 10:00 AM

306

Compression Neuropathies – Getting It Right So You Don't Have to Do It Again or Deal with Complications



Moderator: Dean G. Sotereanos, MD

The management of compression neuropathies throughout the upper extremity are presented in a case-based manner. Detailed discussion regarding pearls and pitfalls of initial treatment, and avoiding the potential complications as well as managing them, aid the orthopaedic surgeon in practice.



Audience Response Session



Case Presentation course



Technical Skills course

Thursday, March 8

11:00 AM - 12:30 PM

384



Common Conditions in Hand Surgery and How to Deal with their Complications

Julie E. Adams, MD, Karim Bakri, MD, Jerry I. Huang, MD, Jonathan E. Isaacs, MD, Peter J. Jebson, MD, Robin N. Kamal, MD, Mark S. Rekant, MD, Marc J. Richard, MD, Tamara D. Rozental, MD, Jeffrey Yao, MD,
Moderator: Sanjeev Kakar, MD

Course presenters detail some of the most common hand and wrist conditions you will see and provide tips and tricks for appropriate management.

AAHS

ASSH

Thursday, March 8

1:30 PM - 3:30 PM

345



Mimickers of Hand and Upper Extremity Infections – How to Avoid Misdiagnosis and Mistreatment

John J. Fernandez, MD, Levi Hinkelman, MD, Peter J. Stern, MD,
Moderator: Robert W. Wysocki, MD

Course faculty compares and contrasts the clinical features, diagnostic findings, and treatment principles of several conditions that mimic an upper extremity infection.

Thursday, March 8

4:00 PM - 6:00 PM

363



Infections of the Upper Extremity – New Developments and Challenges

Douglas R. Osmon, MD, Apurva Shah, MD, Robert W. Wysocki, Jr, MD
Moderator: Peter J. Jebson, MD

Course presenters review the role of the infectious disease consultant with an emphasis on serological testing, diagnostic workup, and microbiological analysis. Through illustrative case examples, they discuss the key clinical features and treatment of necrotizing fasciitis, mucormycosis, and infections caused by mycobacteria and *Vibrio* species.

Friday, March 9

8:00 AM - 10:00 AM

406



Contemporary Perspectives on Complex Fracture-Dislocations of the Wrist

Diego L. Fernandez, MD, Fiesky A. Nunez, MD, Alexander Yong Shik Shin, MD
Moderator: Jesse B. Jupiter, MD

Perilunate and fracture-dislocations about the wrist are a compendium of combined soft tissue and bony injuries which are challenging to recognize and effectively treat. The outcomes are often the result of careful assessment and surgical management. This course is based around a series of case examples which highlight the variety of injury patterns, methods of clinical and radiological assessment, decision making regarding surgical management, and evidence-based presentation of outcomes and complications.

ASSH

Friday, March 9

11:00 AM - 12:30 PM

483



Common Conditions Affecting the Ulnar Side of the Wrist: Demystifying Ulnar Wrist Pain

Ryan P. Calfee, MD, Abhinav B. Chhabra, MD, Greg Couzens, William B. Geissler, MD, Guillaume Herzberg, MD, Peter J. Jebson, MD, Robin N. Kamal, MD, Steve K. Lee, MD, Marc J. Richard, MD, Michael J. Sandow, MD
Moderator: Sanjeev Kakar, MD

This case-based ICL presents a myriad of disorders pertaining to the ulnar side of the wrist and discusses treatment options.

Friday, March 9

1:30 PM - 3:30 PM

444



Management Strategies for Scapholunate Ligament Injuries: From Occult Injury to Arthritis

Melvin P. Rosenwasser, MD, Dean G. Sotereanos, MD, Peter J. Stern, MD
Moderator: Julie E. Adams, MD

This instructional course lecture focuses upon strategies to recognize scapholunate (SL) ligament injuries and discusses treatment options in the acute and chronic setting, with and without arthritis.

Friday, March 9

4:00 PM - 6:00 PM

464



Tips and Tricks in the Management of Distal Radius Fractures

Julie E. Adams, MD, Jorge L. Orbay, MD, Paul Tornetta, III, MD,
Moderator: Sanjeev Kakar, MD

The goal of this ICL is to provide an overview in the management of comminuted intra-articular distal radius fractures with technical tips and tricks.



Register and plan your education at
www.aaos.org/annual



Audience Response Session



Case Presentation course



Technical Skills course

Musculoskeletal Oncology – NEW! EDUCATION TRACKS!



When you buy an Education Track, one ICL is included FREE!

Musculoskeletal Oncology Track for the Specialist - M01

	8:00 - 10:00 AM	11:00 AM - 12:30 PM	1:30 - 3:30 PM	4:00 - 6:00 PM
Tuesday			Case Presentation 186 How to Approach and Treat Metastatic Disease – Interactive and Case-Based Discussion (Separate purchase required: \$75)	
Wednesday	ICL 208 Sports Tumors – How to Manage Orthopaedic Conditions in the Setting of Common Benign Tumors			

General Musculoskeletal Track - M02

	8:00 - 10:00 AM	11:00 AM - 12:30 PM	1:30 - 3:30 PM	4:00 - 6:00 PM
Wednesday		Symposium J Pathological Fractures: Diagnosis, Pathophysiology, Treatments, Complications, and Controversies through Case-Based Learning		
Thursday	ICL 307 Bone and Soft Tissue Tumors for the General Orthopaedic Surgeon: How to Diagnose, Manage, and Avoid Errors			
Friday	ICL 407 Common Bone Tumors and Reconstructive Options in Pediatric and Young Adult Patients			

ICLs that are part of the registration track package

Case Presentations sessions are a separate purchase and subject to availability.

Symposia included with registration.

Visit www.aaos.org/annual to register by January 24, 2018.

Track packages are only available for advanced purchase.
No refunds or exchanges after January 26, 2018.

Track #	Track Name	Track Package ICLs	Track Package Price	Track Package Price for U.S. Orthopaedic Resident
MO1	Musculoskeletal Oncology for Specialist Track	208	\$50	\$25
MO2	General Musculoskeletal Oncology Track	307, 407	\$50	\$25

Musculoskeletal Oncology

Tuesday, March 6

1:30 PM - 3:30 PM

186



MSTS

How to Approach and Treat Metastatic Disease – Interactive and Case-Based Discussion

Patrick J. Boland, MD, Ginger E. Holt, MD, Francis J. Hornicek, MD, G. Douglas Letson, MD, Bryan S. Moon, MD, Carol D. Morris, MD, Peter S. Rose, MD, Kristy L. Weber, MD

Moderator: Valerae O. Lewis, MD

It is crucial for the general orthopaedic surgeon to know how to effectively recognize and work up osseous metastatic (or presumptive metastatic) disease. As the survival for this patient population continues to improve, appropriate and durable fixation/management is imperative. Case scenarios and surgical, non-invasive, and minimally invasive treatment options are discussed.

Wednesday, March 7

8:00 AM - 10:00 AM

208



MSTS

Sports Tumors – How to Manage Orthopaedic Conditions in the Setting of Common Benign Tumors

Joseph Benevenia, MD, Lee R. Leddy, MD, Adam S. Levin, MD

Moderator: Wakenda K. Tyler, MD, MPH

This course is designed to help participants appreciate the appropriate recognition and work up of incidental masses noted on common musculoskeletal complaints, as well as develop practical solutions for safe and effective care for these conditions.

Wednesday, March 7

11:00 AM - 12:30 PM

J



MSTS

Pathological Fractures: Diagnosis, Pathophysiology, Treatments, Complications, and Controversies through Case-Based Learning

Joseph Benevenia, MD, Edward Y. Cheng, MD, Matthew R. DiCaprio, MD, Michelle A. Ghert, MD, Bang H. Hoang, MD, Dieter Lindskog, MD, Benjamin J. Miller, MD, Christian M. Ogilvie, MD, Joseph H. Schwab, MD, Felasfa M. Wodajo, MD

Moderator: Francis Y. Lee, MD, PhD

This symposium covers essential medical knowledge and surgical skills for the management of metastatic cancers to bone and pathological fractures for community orthopaedic surgeons and musculoskeletal oncologists.

Wednesday, March 7

1:30 PM - 3:30 PM

246



MSTS

Soft Tissue Tumors: A Pictorial and Guide to Diagnosis and Treatment

Timothy A. Damron, MD, Ginger E. Holt, MD, Carol D. Morris, MD

Moderator: Valerae O. Lewis, MD

The course is a pictorial-based guide to the management and treatment of soft tissue tumors. It was previously presented as a very well received and highly rated symposium.

Thursday, March 8

8:00 AM - 10:00 AM

307



MSTS

Bone and Soft Tissue Tumors for the General Orthopaedic Surgeon: How to Diagnose, Manage, and Avoid Errors

Jonathan A. Forsberg, MD, Valerae O. Lewis, MD

Moderator: Carol D. Morris, MD, MS

This course reviews the most common bone and soft tissue tumors that present to the general orthopaedic surgeon or nontumor orthopaedic subspecialist. Both adult and pediatric clinical scenarios are covered. Presenters outline a strategy for working up and triaging suspicious lesions including when to refer to a musculoskeletal oncologist and also review the management of the asymptomatic incidentally discovered tumor in relation to the underlying relevant conditions. Common avoidable pitfalls and management errors are reviewed with a strong emphasis on case examples.

Friday, March 9

8:00 AM - 10:00 AM

407



Common Bone Tumors and Reconstructive Options in Pediatric and Young Adult Patients

Rajiv Rajani, MD, R. Lor Randall, MD, Thomas J. Scharschmidt, MD

Moderator: Joel I. Sorger, MD

The course presents an overview and treatment of the most common benign and malignant bone tumors in pediatric and young adult patients.



Register and plan your education at
www.aaos.org/annual



Audience Response Session



Case Presentation course



Technical Skills course

Pediatrics – NEW! EDUCATION TRACKS!



When you buy an Education Track, one ICL is included FREE!

Pediatrics Track for the Specialist - PEDS1

	8:00 - 10:00 AM	11:00 AM - 12:30 PM	1:30 - 3:30 PM	4:00 - 6:00 PM
Wednesday		ICL 228 Pediatric Tumor Management: Current and Controversial		ICL 266 Surgical Techniques for Skeletally Immature ACL
Thursday	Symposium P Staying Out of Trouble in Pediatric Trauma: An Update in the Management of Fractures in Children		ICL 346 High Yield Review for the Pediatric Orthopaedic Surgery Maintenance of Certification Exam	
Friday	ICL 408 Diagnosis and Management of Common Conditions of the Pediatric Spine			Case Presentation 488 Principles of Management of Common Pediatric Sports Injuries (Separate purchase required: \$75)

General Pediatrics Track - PEDS2

	8:00 - 10:00 AM	11:00 AM - 12:30 PM	1:30 - 3:30 PM	4:00 - 6:00 PM
Wednesday	ICL 209 Challenges in Pediatric Trauma: What We All Need to Know	Symposium K What's new in Pediatric Sports Medicine	Case Presentation 285 Controversies in the treatment of infantile hip dysplasia: a Worldwide Perspective (Separate purchase required: \$75)	
Thursday				ICL 364 Pediatric Musculoskeletal Infections: What to Know, What to Do, When to Worry
Friday		Case Presentation 484 Adolescent Hip Pain: A case-based approach to common causes (Separate purchase required: \$75)	ICL 445 Managing Adult Pattern Trauma in the Pediatric Patient: Tips for Success	

ICLs that are part of the registration track package

Case Presentations sessions are a separate purchase and subject to availability.

Symposia included with registration.

Visit www.aaos.org/annual to register by January 24, 2018.

Track packages are only available for advanced purchase.
No refunds or exchanges after January 26, 2018.

Track #	Track Name	Track Package ICLs	Track Package Price	Track Package Price for U.S. Orthopaedic Resident
PEDS1	Pediatrics Track for the Specialist	228, 266, 346, 408	\$150	\$75
PEDS2	General Pediatrics Track	209, 364, 445	\$100	\$50

Pediatrics

Tuesday, March 6 8:00 AM - 10:00 AM

107 Practical Guide to Avoiding and Managing Complications in Pediatric Spinal Deformity Surgery

Baron Lonner, MD, Suken A. Shah, MD, Burt Yaszay, MD

Moderator: Patrick J. Cahill, MD

This course addresses the complications of pediatric spinal deformity surgery and management. The format covers the major categories of complications – neurologic injury, infection, loss of fixation and pseudarthrosis, and medical complications.

Tuesday, March 6 10:30 AM - 12:30 PM

127 The Debate is On – Discussing the Controversies Surrounding Pediatric Fracture Care

Joshua Abzug, MD, Brian K. Brighton, MD, Christine A. Ho, MD

Moderator: Martin J. Herman, MD

This course presents both sides of some controversies following common fractures in children. Treatment strategies for the fractures are presented as well as ways to avoid complications. Teaching methods include illustrative cases presented to the panel with evidence-based discussion for the controversies.

Tuesday, March 6 1:30 PM - 3:30 PM

148 Joint Preservation in the Pediatric and Adolescent Knee

Kevin G. Shea, MD, Eric J. Strauss, MD, Philip L. Wilson, MD

Moderator: Charles A. Popkin, MD

This course reviews the latest techniques to treat complex problems in the pediatric knee, including meniscus transplant, tibial tubercle periosteum transfer, and management of failed osteochondritis dissecans (OCD).

Tuesday, March 6 4:00 PM - 6:00 PM

165 Do Not Fear Elbow Fractures in Children

Jack M. Flynn, MD, William L. Hennrikus, Jr, MD, Peter M. Waters, MD

Moderator: David L. Skaggs, MD

Based on the latest literature, this course helps prepare an orthopaedic surgeon covering an emergency department to diagnose, treat, and avoid complications in pediatric elbow fractures such as lateral condyle fractures, radial neck fractures, medial epicondyle fractures, and supracondylar fractures.

Wednesday, March 7

8:00 AM - 10:00 AM

209 Challenges in Pediatric Trauma: What We All Need to Know

Keith D. Baldwin, MD, Craig P. Eberson, MD, Pooya Hosseinzadeh, MD

Moderator: Martin J. Herman, MD

This two-hour instructional course lecture provides the most up-to-date information about challenges commonly seen in taking care of fractures in children.

Wednesday, March 7

11:00 AM - 12:30 PM

K What's New in Pediatric Sports Medicine?

Eric W. Edmonds, MD, Theodore J. Ganley, MD, Mininder S. Kocher, MD, Kevin G. Shea, MD, Eric J. Wall, MD

Moderator: Shital N. Parikh, MD

Careful neglect was once an option for many pediatric sports injuries, but may not be anymore. This symposium discusses management of common diagnosis for the generalist.

228 Pediatric Tumor Management: Current and Controversial

Alexandre Arkader, MD, Omohdion T. Binitie, MD, Antoinette W. Lindberg, MD

Moderator: Mihir Thacker, MD

The diagnostic as well as treatment principles of pediatric bone and soft tissue tumors as well as controversies and emerging treatment methods are discussed.

Wednesday, March 7

1:30 PM - 3:30 PM

285 Controversies in the Treatment of Infantile Hip Dysplasia: A Worldwide Perspective

Nicholas Clarke, FRCS, Simon Kelley, MBChB, Jose F. Lirola, MD, Scott J. Mubarak, MD, Charles T. Price, MD, Wudbhav N. Sankar, MD, Carlos A. Vidal, MD, Stuart L. Weinstein, MD, Dennis R. Wenger, MD, Ira Zaltz, MD

Moderator: Pablo Castaneda, MD

This ICL presents the current state of the art from a worldwide perspective for infantile developmental dysplasia of the hip, covering screening, early treatment, and evidence-based outcomes.

Wednesday, March 7

4:00 PM - 6:00 PM


266 Surgical Techniques for Skeletally Immature Anterior Cruciate Ligament

Theodore J. Ganley, MD, Daniel W. Green, MD, Eric J. Wall, MD


Moderator: Shital N. Parikh, MD

The presence of physis and potential for growth disturbances makes pediatric anterior cruciate ligament surgery challenging. This ICL focuses on varied surgical techniques to highlight pearls and complications.


Register and plan your education at www.aaos.org/annual

267

POSNA **Treatment of Gait Issues in Ambulatory Children with Cerebral Palsy**
Kirk W. Dabney, MD, Pooya Hosseinzadeh, MD, Benjamin J. Shore, MD
Moderator: *Tom F. Novacheck, MD*
 This two-hour instructional course lecture provides the most up-to-date information needed to evaluate and treat lower extremity problems in ambulatory children with cerebral palsy.


Thursday, March 8 8:00 AM - 10:00 AM



P

Staying Out of Trouble in Pediatric Trauma: An Update in the Management of Fractures in Children
Joshua M. Abzug, MD, Donald S. Bae, MD, Keith D. Baldwin, MD, Jack M. Flynn, MD, Charles A. Goldfarb, MD, Martin J. Herman, MD, Todd A. Milbrandt, MD, Anthony I. Riccio, MD, Wudbhav N. Sankar, MD, David L. Skaggs, MD
Moderator: *Pooya Hosseinzadeh, MD*
 All you need to update yourself on the current management of pediatric fractures is presented by a diverse group of experts in this unique symposium.

Thursday, March 8 11:00 AM - 12:30 PM


327

POSNA **Office Management of Common Pediatric Fractures: Treatment Strategies to Optimize Success**
Martin J. Herman, MD, Richard W. Kruse, DO, Todd A. Milbrandt, MD
Moderator: *Bernard D. Horn, MD*
 Most pediatric fractures are treated without surgery. This course teaches successful nonsurgical treatment of common pediatric fractures with practical, evidence-based advice and techniques.


Thursday, March 8 1:30 PM - 3:30 PM

346

POSNA **High Yield Review for the Pediatric Orthopaedic Surgery Maintenance of Certification Exam**
Eric Shirley, MD, John E. Tis, MD
Moderator: *John J. Grayhack, MD*
 This ICL reviews the format of the first ABOS Maintenance of Certification exam in Pediatric Orthopaedics and highlights the topics likely to be tested.


347


POSNA **Surgical Management of the Common Foot and Ankle Deformities in Children**
Pooya Hosseinzadeh, MD, Vincent S. Mosca, MD, Jacob R. Zide, MD
Moderator: *Maryse Bouchard, MD, FRCSC*
 Course faculty reviews operative management of the adolescent bunion, pes planus, skewfoot, tarsal coalition, and cavovarus foot. Indications for arthrodesis and common surgical pitfalls are discussed.

Thursday, March 8 4:00 PM - 6:00 PM



364

POSNA **Pediatric Musculoskeletal Infections: What to Know, What to Do, When to Worry**
James H. Conway, MD, Martin J. Herman, MD, Jonathan G. Schoenecker, MD
Moderator: *Alexandre Arkader, MD*
 Didactic presentations in a case-based format followed by discussion and interaction with the audience (Q/A) attracts general and pediatric orthopedists at any stage of their practice. The following aspects of pediatric musculoskeletal (MSK) infection are covered: pertinent pathophysiology, classification, microbiology, new laboratory testing and imaging, differential diagnosis, medical and surgical treatment, complications and sequelae, infection prevention, and current research in MSK infections.

365

POSNA **Lower Extremity Fractures in Children: How to Avoid Pitfalls and Manage Complications**
Todd A. Milbrandt, MD, Ryan D. Muchow, MD, Ken J. Noonan, MD
Moderator: *Pooya Hosseinzadeh, MD*
 This two-hour instructional course lecture provides the most up-to-date information in the evaluation and treatment of common lower extremity fractures in children.

Friday, March 9 8:00 AM - 10:00 AM

408

POSNA **Diagnosis and Management of Common Conditions of the Pediatric Spine**
Dennis P. Devito, MD, Joshua S. Murphy, MD, Robert F. Murphy, MD
Moderator: *James F. Mooney, MD*
 This course covers management of back pain and spinal deformity in pediatric and adolescent patients, including physical therapy, advanced imaging, bracing, operative strategies, and return to sports.

Friday, March 9 11:00 AM - 12:30 PM

484


POSNA **Adolescent Hip Pain: A Case-Based Approach to Common Causes**
Asheesh Bedi, MD, Young Jo Kim, MD, Christopher M. Larson, MD, Jeffrey J. Nepple, MD, Christopher L. Peters, MD, James Ross, MD, Klaus Siebenrock, MD, Ernest L. Sink, MD, Moritz Tannast, Ira Zaltz, MD
Moderator: *John C. Clohisy, MD*
 This case-based ICL explores current evaluation and management strategies for adolescent patients with hip pain.



Audience Response Session



Case Presentation course



Technical Skills course

Pediatrics

Friday, March 9

1:30 PM - 3:30 PM

445



Managing Adult Pattern Trauma in the Pediatric Patient: Tips for Success

Keith D. Baldwin, MD, Jason Jagodzinski, MD, Coleen S. Sabatini, MD



POSNA

Moderator: Nirav K. Pandya, MD

Adult pattern trauma is seen increasingly in pediatric patients. Current evidence and treatment options are reviewed for these challenging injuries.

Friday, March 9

4:00 PM - 6:00 PM

488



Principles of Management of Common Pediatric Sports Injuries

Henry B. Ellis, Jr, MD, Eric W. Edmonds, MD, Theodore J. Ganley, MD, Daniel W. Green, MD, Benton E. Heyworth, MD, Mininder S. Kocher, MD, Lyle J. Micheli, MD, Kevin G. Shea, MD, Eric J. Wall, MD, Lawrence Wells, MD,



AOSSM

POSNA

Moderator: Shital N. Parikh, MD

This course offers round table discussion on common pediatric sports injuries. Led by an expert faculty facilitator, it provides an interactive learning experience.



Register and plan your education at
www.aaos.org/annual

Practice Management

Tuesday, March 6

8:00 AM - 10:00 AM

108



The Future of Orthopaedic Practice: Which Practice Models will Remain Viable?

Robert A. Butler, MD, John R. Corsetti, MD, Daniel B. Murrey, MD



Moderator: Joshua C. Patt, MD

Healthcare reform will have a direct effect on orthopaedics. Hear from successful colleagues in a variety of practice settings about how they plan to survive and thrive.

Tuesday, March 6

8:00 AM - 11:00 AM

190



CPT and ICD-10 Coding Fundamentals for Starting Your Practice

Moderator: Margaret Maley, BSN, MS

By the end of the course, residents can identify how ICD-10 diagnosis coding will impact your documentation for five common orthopaedic diagnoses; demonstrate how to use technology to find the correct ICD-10 diagnosis in real time; understand how relative value units (RVUs) may be used to calculate your reimbursement or bonus if you are an employed physician; know how procedures are discounted by payors and how arthroscopic procedures are discounted differently; describe how modifiers protect reimbursement; and understand what is included in the global surgical package. Join us for this complimentary workshop that is so important to your career!

PLEASE NOTE: This course focuses on issues uniquely relevant to the practice of orthopaedic surgery in the United States. For this reason, registration for this course is restricted to orthopaedic residents living in the United States.

Tuesday, March 6

10:30 AM - 12:30 PM

128



Comprehensive Care for Joint Replacement: Understanding and Managing Orthopaedic Bundled Payments – What You Need to Know

Irini Danial, Dennis J. O'Donnell, PT, Jequeatta Smith, MPH

Moderator: John Cherf, MD, MPH

This course provides a comprehensive analysis of orthopaedic bundled payments to include historical experience, operational details, upsides/downsides, obstacles, and opportunities to optimize clinical and financial performance.



Audience Response Session



Case Presentation course



Technical Skills course

Tuesday, March 6

12:30 – 5:00 PM

191


Practice Management for Residents and Fellows-in-Training

Co-Moderators: John R. Corsetti, MD and Laura Phieffer, MD

This fast-paced session uses didactic lectures and panel discussions to provide the foundation for an effective transition from resident to practicing physician. This course is designed to cover the most pertinent issues for this daunting transition. This half-day course covers essential elements of practice management not covered in most residency programs and, while especially beneficial for fourth-year and fifth-year residents, all residents are welcome. Topics include clinical core competencies, tips for a successful job search, preparing for an interview, negotiating physician employment contracts, building a successful practice, managing your orthopaedic practice finances, tips to increase your income, and managing personal finances now that you have landed your first job. Join us for this complimentary session.

PLEASE NOTE: This course focuses on issues uniquely relevant to the practice of orthopaedic surgery in the United States. For this reason, registration for this course is restricted to orthopaedic residents living in the United States.

Tuesday, March 6

1:30 PM - 3:30 PM

E


Leading Musculoskeletal Care Delivery Systems in the Era of Value-Based Health Care

Karl Koenig, MD, Daniel B. Murrey, MD, David C. Ring, MD, Michael Suk, MD
Moderator: Kevin J. Bozic, MD, MBA

The US healthcare system is shifting to value, requiring orthopaedic surgeons to develop new skills and strategies for leading multi-disciplinary, patient-centered care delivery teams.

Tuesday, March 6

1:30 PM - 4:30 PM

192


Ten Hot ICD-10 and CPT Coding Issues Facing Practicing Orthopaedic Surgeons

Moderator: Margaret Maley, BSN, MS

At the conclusion of this course, participants are able to demonstrate how to use technology to find the correct ICD-10 diagnosis in real time; identify the category of any injury diagnosis in ICD10-CM; appropriately document fracture treatment to support ICD-10 coding; use the modifier 58 for staged procedures correctly; define the common use of the modifier 59 in hip, knee, and shoulder surgery; understand and use Modifier 22 for unusual service with confidence.

Tuesday, March 6

4:00 PM - 5:00 PM

TWIS11 The Way I See It...® Future of Health Care

Pablo Castaneda, MD, David S. Jevsevar, MD, MBA

Moderator: Joseph A. Bosco, III, MD

Learn the “whys” of what the experts are foreseeing in health care. Benefit from the inside story - what each presenter wants you to know about this top-of-the-mind issue. Experts share their knowledge and experiences, just the way they see it.

Tuesday, March 6

4:00 PM - 6:00 PM

166


Electronic Risks In Orthopaedics

Michael Marks, MBA, Michael J. Sacopulos, JD, Jeffrey Segal, JD



Moderator: Michael Marks, MBA, MD

From your smartphone to your electronic health records system, the digital age provides risks and opportunities. Learn how to protect yourself from electronic risks.

Wednesday, March 7

8:00 AM - 10:00 AM

210


Electronic Health Records (EHRs): Enhancing Patient Care

Thomas C. Barber, MD, Thomas B. Fleeter, MD, Tadashi T. Funahashi, MD

Moderator: Ronald W. Wyatt, MD

Efficient use of electronic health records promotes patient safety, but improvements in patient care quality may require upgraded systems and enhanced practice models.

229


Patient Satisfaction, Reimbursement, and Online Reputation Management

Basil R. Besh, MD, Thomas H. Lee, MD, Andrea Pearson, BS

Moderator: Glenn B. Pfeffer, MD

Course faculty discusses patient satisfaction ratings and online reputation management, and their effect on orthopaedic practice and reimbursement.

Wednesday, March 7

11:00 AM - 12:30 PM

230


Hospital Alignment Strategies

James M. Daniel, JD, Michael A. Swartzman, MA

Moderator: John Cherf, MD, MPH

Rapid strategic change is being driven by dynamic shifts in financial incentives, the competitive marketplace, quality measurement, proposed health reform, lifestyle concerns, and a changing social compact between hospitals and physicians. Course faculty discuss new models emerging to successfully align interests.



Audience Response Session



Case Presentation course



Technical Skills course

Wednesday, March 7

1:30 PM - 3:30 PM



The Opioid Epidemic: America's Addiction

Sheyan Armaghani, MD, Tessa Balach, MD, Thomas F. Higgins, MD, Joseph R. Hsu, MD, Kelly Hynes, MD, Hassan R. Mir, MD, David C. Ring, MD,

Moderator: Megan Conti Mica, MD

This symposium identifies the opioid epidemic and provides tools to treat pain while reducing narcotic consumption and addiction.

Wednesday, March 7

4:00 PM - 6:00 PM



Patient-Reported Outcomes in Orthopaedics – Why and How We Collect Them

David C. Ayers, MD, Judith F. Baumhauer, MD, MPH, Adam B. Yanke, MD

Moderator: Eric C. Makhni, MD, MBA

Patient-reported outcomes (PRO) are becoming increasingly important in orthopaedics. Learn why they are important to collect and how to collect them in your practice.

Thursday, March 8

8:00 AM - 10:00 AM



Designing and Implementing Value-Based Care Delivery and Payment Models for Musculoskeletal Care

David S. Jevsevar, MD, Aakash Keswani, MD, Karl Koenig, MD

Moderator: Kevin J. Bozic, MD, MBA

Course faculty describe how patient-centered, team-based care delivery models (such as integrated practice units) and risk-based contracting enable orthopaedic surgeons to manage the musculoskeletal health of patient populations.

Thursday, March 8

11:00 AM - 12:30 PM



How to Receive Your Comprehensive Care for Joint Replacement (CJR) Reconciliation Check from Medicare: Maximizing Your CJR Quality Score

David S. Jevsevar, MD, Alexandra E. Page, MD, Adolph J. Yates, MD

Moderator: Gregory A. Brown, MD, PhD

The Comprehensive Care for Joint Replacement requires a Quality Score to receive any reconciliation payments. The details of the quality score are explained.

Thursday, March 8

1:30 PM - 3:30 PM



Risk Evaluation and Management Strategies for Prescribing Opioids

Moderator: David C. Ring, MD

This course details the Food and Drug Administration's risk valuation and mitigation strategy opioid program, assists physicians in safe narcotic dosing, and outlines risks of inappropriate narcotics prescribing. This course is organized by the AAOS Medical Liability Committee.

Thursday, March 8

4:00 PM - 6:00 PM



Quality Measure: What You Should Know About Your Subspecialty

Derek F. Amanatullah, MD, Serena S. Hu, MD, Sanjeev Kakar, MD

Moderator: Robin N. Kamal, MD

Quality measures judge quality of care provided by orthopaedic surgeons but often do not address meaningful areas of care or ignore impactful areas of care.

Friday, March 9

8:00 AM - 10:00 AM



Strategies for Success: Effective Communication is Key for a Safe and Productive Practice

Mary I. O'Connor, MD, David C. Ring, MD, John R. Tongue, MD

Moderator: Julie E. Adams, MD

The ability to effectively and efficiently communicate with our patients, peers, leaders, and support staff is critical to optimize patient care and safety. This ICL focuses on tips and techniques to improve your ability to communicate effectively. Specific strategies to obtain informed consent, solicit patient input to care, and to disclose complications or unanticipated outcomes are discussed. Techniques are offered to help counsel patients with goals that do not align with available treatment options, or those in difficult situations. The challenges of care for a patient who is frustrated by a complication or failed treatment are explored.

Friday, March 9

11:00 AM - 12:30 PM



It's a Brave New World: Alternative Payment Models and Value Creation in Total Joint Replacement

Joseph A. Bosco, III, MD, Ryan Nunley, MD, Owen R. O'Neill, MD

Moderator: Richard Iorio, MD

As healthcare reform continues to evolve, there will need to be an emphasis on generating value, improving quality, and decreasing cost. As fee for service loses its grip on total joint replacement (TJR) reimbursement, value-based purchasing will become more common place.

Friday, March 9

1:30 PM - 3:30 PM



The Introduction of New Technology into Orthopaedic Practices

Thomas C. Barber, MD, Thomas B. Fleeter, MD, Stephen Graves, MD

Moderator: Ronald W. Wyatt, MD

As orthopaedic surgeons adopt new technology to improve patient safety and outcomes, they should be aware of legal, regulatory, reimbursement, and operational challenges.



Audience Response Session



Case Presentation course



Technical Skills course

Shoulder & Elbow – NEW! EDUCATION TRACKS!



When you buy an Education Track, one ICL is included FREE!

Shoulder & Elbow Track for the Specialist - SE1

	8:00 - 10:00 AM	11:00 AM - 12:30 PM	1:30 - 3:30 PM	4:00 - 6:00 PM
Tuesday	ICL 109 Shoulder Instability: Technical Skills			Case Presentation 188 Complex Shoulder Arthroplasty: Case Discussions and Management (Separate purchase required: \$75)
Wednesday	Case Presentation 281 The Failed RSA.... Step by Step Approach to Revision... How the Experts Think. A Case Based ICL (Separate purchase required: \$75)		ICL 248 State of the Art; Grafts and Patches in Rotator Cuff Surgery: Superior Capsule Reconstruction, Augmentation, Interposition and Bio-Inductive Scaffolds	ICL 270 Revision Shoulder Arthroplasty: A Step by Step Approach
Thursday			ICL 349 Contemporary Issues with the Management of Distal Humerus Fractures in the Older Aged Patient	Symposium U Elbows Gone Bad: How to Treat Failed Elbow Surgery

General Shoulder & Elbow Track - SE2

	8:00 - 10:00 AM	11:00 AM - 12:30 PM	1:30 - 3:30 PM	4:00 - 6:00 PM
Tuesday		Case Presentation 183 How to Avoid Complications in Elbow Trauma: A Case-Based Interactive Discussion (10:30 AM - 12:30 PM) (Separate purchase required: \$75)	Symposium D Intraoperative Complications in Shoulder Surgery – Nobody Ever Taught Me This!	ICL 167 Demystifying Winging of the Scapula and Scapulothoracic Dysfunction
Wednesday			ICL 247 Elbow Trauma Gone Bad	ICL 269 The Ten Elbow Cases that Helped Me to Improve Patient Care
Thursday		ICL 329 Pain Management after Shoulder Surgery – What Works?		ICL 367 Navigating the Research in Rotator Cuff Disease: An Evidence-Based Approach to Improved Patient Outcomes

ICLs that are part of the registration track package

Case Presentations sessions are a separate purchase and subject to availability.

Symposia included with registration.

Visit www.aaos.org/annual to register by January 24, 2018.

Track packages are only available for advanced purchase.
No refunds or exchanges after January 26, 2018.

Track #	Track Name	Track Package ICLs	Track Package Price	Track Package Price for U.S. Orthopaedic Resident
SE1	Shoulder & Elbow Track for the Specialist	109, 248, 270, 349	\$150	\$75
SE2	General Shoulder & Elbow Track	167, 247, 269, 329, 367	\$200	\$100

Shoulder and Elbow

Tuesday, March 6

8:00 AM - 10:00 AM

109

**Shoulder Instability: Technical Skills***Moderator: James P. Bradley, MD*

This course provides technical guidance for arthroscopic and open management of anterior, posterior, and multidirectional instability as well as revision surgery and management of bone loss.

ASES

Tuesday, March 6

10:30 AM - 12:30 PM

129

**How to Deal with Bone Loss in Unstable Shoulder**

Stephen S. Burkhart, MD, Eiji Itoi, MD, Hiroyuki Sugaya, MD

Moderator: John M. Tokish, MD

This program defines on-track/off-track Hill-Sachs lesion, introduces validation studies of this concept, and shows treatment options for critical-sized bone loss.

183

**How to Avoid Complications in Elbow Trauma: A Case-Based Interactive Discussion**

Samuel A. Antuna, MD, George S. Athwal, MD, Gregory I. Bain, MD, Mark A. Mighell, MD, Lars P. Mueller, PhD, Bradford O. Parsons, MD, Joaquin Sanchez-Sotelo, MD, Scott P. Steinmann, MD, Thomas (Quin) Throckmorton, MD

Moderator: Graham J. King, MD

An international panel of experts and participants are challenged with a series of cases of common elbow injuries and their complications. Groups of participants facilitated by a faculty member discuss and debate critical issues to prevent and treat common complications. Additionally, the moderator probes the faculty on controversial topics.

Tuesday, March 6

1:30 PM - 3:30 PM

**Intraoperative Complications in Shoulder Surgery – Nobody Ever Taught Me This!**

George S. Athwal, MD, Jay D. Keener, MD, William N. Levine, MD, Michael D. McKee, MD, CAPT (Ret) Matthew T. Provencher, MD, Joaquin Sanchez-Sotelo, MD, Markus Scheibel, MD, Robert Z. Tashjian, MD, Jon J. Warner, MD

Moderator: Anthony A. Romeo, MD

The identification and management of common intraoperative complications during shoulder rotator cuff, instability, fracture, and replacement surgery are discussed in a case-based, interactive format.

149

**Elbow Arthroplasty: Lessons Learned from the Past and Directions for the Future**

Shawn W. O'Driscoll, MD, Scott P. Steinmann, MD
Moderator: Mark E. Morrey, MD

This course reviews current standards on elbow arthroplasty including patient selection, exposure, implant selection, surgical technique, and postoperative management; and provides an evidence-based approach to current literature on elbow arthroplasty. Present and future improvements in implant design and surgical technique are discussed as well. No handouts are available.

ASES

Tuesday, March 6

4:00 PM - 6:00 PM

167

**Demystifying Winging of the Scapula and Scapulothoracic Dysfunction**

George S. Athwal, MD, W. Benjamin Kibler, MD, Peter J. Millett, MD

Moderator: Bassem T. Elhassan, MD

The purpose of this symposium is to provide the participants with an update on the evaluation and management of scapulothoracic dysfunction (dyskinesia, snapping scapula syndrome, winging).

188

**Complex Shoulder Arthroplasty: Case Discussions and Management**

April D. Armstrong, MD, Theodore A. Blaine, MD, Edward V. Craig, MD, Evan L. Flatow, MD, Leesa M. Galatz, MD, Mark A. Mighell, MD, Matthew L. Ramsey, MD, Eric T. Ricchetti, MD, John W. Sperling, MD, Thomas W. Wright, MD

Moderator: Thomas (Quin) Throckmorton, MD

This course helps you understand and apply strategies for managing glenoid and humeral bone deficiency in shoulder arthroplasty, options and techniques available to treat infected shoulder arthroplasty, and causes for instability after shoulder arthroplasty. Learn to treat them according to each etiology.

Wednesday, March 7

8:00 AM - 10:00 AM

211

**Elbow Arthroscopy: Indications, Techniques, Outcomes, and Complications**

John E. Conway, MD, Michael J. O'Brien, MD, Matthew L. Ramsey, MD

Moderator: Felix H. Savoie, III, MD

This course outlines techniques for performing arthroscopic procedures at the elbow, with a specific focus on indications, tips and pearls, and outcomes and alternative treatment strategies. Potential complications are studied with an emphasis on how to avoid them.

Register and plan your education at www.aaos.org/annual




Audience Response Session




Case Presentation course




Technical Skills course



281
 **The Failed Reverse Shoulder Arthroplasty: Step-by-Step Approach to Revision. How the Experts Think: A Case-Based ICL**
Pascal Boileau, MD, Bassem T. Elhassan, MD, Mark A. Frankle, MD, Laurent Lafosse, MD, Mark D. Lazarus, MD, Anand M. Murthi, MD, Howard D. Routman, DO, Joaquin Sanchez-Sotelo, MD, Gilles Walch, MD, Gerald R. Williams, Jr, MD
Moderator: Joseph A. Abboud, MD
 This is a case-based instructional course designed to allow the attendee to learn from world-renowned experts about the thought processes they implement when performing revision reverse shoulder arthroplasty.



Wednesday, March 7 11:00 AM - 12:30 PM

231
 **The Changing Face of Shoulder Arthroplasty: An Outpatient Procedure whose Time has Come**
Alicia K. Harrison, MD, Bradford O. Parsons, MD, Thomas (Quin) Throckmorton, MD
Moderator: Jonathan P. Braman, MD
 With an increasing frequency, many hip and knee replacements lend themselves to an outpatient location. Shoulder arthroplasty, because ability to ambulate postoperatively is unaffected, is increasingly being studied as a procedure amenable to the ambulatory setting. This course focuses on pros and cons of outpatient total shoulder replacement, provides guidelines for patient selection, and presents experiences in three different settings.



232
 **Clavicle Trauma: From Midshaft Fractures in Contact Athletes to Distal Clavicle Fractures and Acromioclavicular Joint Injuries**
Seth C. Gamradt, MD, Matthew J. Matava, MD, Jonas R. Rudzki, MD
Moderator: Michael D. McKee, MD
 This course is a comprehensive review of clavicle trauma from mid-shaft fractures in contact athletes and the general population to distal clavicle fractures and acromioclavicular joint dislocations.



Wednesday, March 7 1:30 PM - 3:30 PM

247
 **Elbow Trauma Gone Bad**
April D. Armstrong, MD, Mark E. Morrey, MD, Robert Z. Tashjian, MD
 **Moderator:** Emilie V. Cheung, MD
 Complications ensuing from elbow trauma can be challenging to manage. Course presenters discuss current understanding on recognizing and treating instability patterns. Critical concepts regarding soft tissue complications such as stiffness, wound healing, and nerve injury are discussed.

248
 **State of the Art on Grafts and Patches in Rotator Cuff Surgery: Superior Capsule Reconstruction, Augmentation, Interposition, and Bio-Inductive Scaffolds**
F. Alan Barber, MD, Mark H. Getelman, MD, John M. Tokish, MD
 **Moderator:** Richard K. Ryu, MD
 This course focuses on incorporating innovative biologic grafts and patches in treating rotator cuff disease. Indications, complications, and advanced surgical techniques are emphasized.

Wednesday, March 7 4:00 PM - 6:00 PM

269
 **The Ten Elbow Cases that Helped Me to Improve Patient Care**
Raffy Mirzayan, MD, Anand M. Murthi, MD, Paul Sethi, MD
 **Moderator:** Bradford O. Parsons, MD
 This ICL presents 10 common elbow problems and an overview of current diagnostic and treatment principles through a case-based format.

270
 **Revision Shoulder Arthroplasty: A Step-by-Step Approach**
Thomas B. Edwards, MD, James D. Kelly, II, MD, Tom R Norris, MD
 **Moderator:** Michael S. Khazzam, MD
 This course is designed to help understand the technical difficulties encountered when performing a revision shoulder arthroplasty. We demonstrate techniques for preoperative evaluation and planning, surgical approach, humeral and glenoid component removal, successful bony reconstruction, and component re-implantation. The course includes revision of both anatomic and reverse shoulder arthroplasty.

Thursday, March 8 8:00 AM - 10:00 AM

Q **International Perspectives on Shoulder Arthroplasty: Around the World in 120 Minutes**
Samuel A. Antuna, MD, April D. Armstrong, MD, George S. Athwal, MD, Pascal Boileau, MD, Alessandro Castagna, MD, David M. Dines, MD, Anders L. Ekelund, MD, Mark A. Frankle, MD, Charles L. Getz, MD, Lawrence V. Gulotta, MD, Hans P. Habermeyer, MD, Jeffery S. Hughes, MBBS, Eric T. Ricchetti, MD, John W. Sperling, MD, Gilles Walch, MD, Thomas W. Wright, MD
Moderator: Thomas (Quin) Throckmorton, MD
 Shoulder arthroplasty is rapidly evolving with multiple areas of debate. This symposium describes current controversies and how they are addressed around the world.



Audience Response Session



Case Presentation course



Technical Skills course

309 How to Manage the Failed Rotator Cuff Repair in the Younger Patient (< 50)

Bassem T. Elhassan, MD, Anand M. Murthi, MD, Robert Z. Tashjian, MD

Moderator: Joseph A. Abboud, MD

The target audience for this course is surgeons who are trying to more effectively manage patients with failed rotator cuff repairs who need operative treatment. The focus is on evidence-based methods, specifically non-arthroplasty options.

Thursday, March 8 11:00 AM - 12:30 PM

329 Pain Management after Shoulder Surgery – What Works?

Anthony R. Brown, MD, Anand M. Murthi, MD, Surena Namdari, MD

Moderator: William N. Levine, MD

This course addresses pain management after shoulder surgery and reviews regional nerve blockade, intraoperative soft tissue infiltration, and analgesic medication protocols and their efficacy.

330 When You're Running Out of Room: Managing Humeral and Glenoid Bone Loss in Shoulder Arthroplasty

Joaquin Sanchez-Sotelo, MD, John W. Sperling, MD, Thomas (Quin) Throckmorton, MD

Moderator: Thomas R. Duquin, MD

This course is designed to help understand and treat bone loss of the glenoid and humerus that is encountered in primary and revision shoulder arthroplasty.

Thursday, March 8 1:30 PM - 2:30 PM

SD2 Showdowns® Management of Cuff Tears

Stephen S. Burkhart, MD, Bassem T. Elhassan, MD, John E. Kuhn, MD, Bradford O. Parsons, MD

Moderator: Jon J. Warner, MD

This course features your orthopaedic colleagues debating topics and techniques that demonstrate their point of view, and you decide who wins. This special one-hour event utilizes the Audience Response System (on the *My Academy* mobile app) for you to declare the winner of the showdowns!

Thursday, March 8 1:30 PM - 3:30 PM

349 Contemporary Issues with the Management of Distal Humerus Fractures in the Older Aged Patient

Shawn W. O'Driscoll, MD, Graham J. King, MD, Scott P. Steinmann, MD

Moderator: Jesse B. Jupiter, MD

This course evaluates contemporary options and outcomes for the management of distal humerus fractures in the older aged patient.

Thursday, March 8

4:00 PM - 6:00 PM

U Elbows Gone Bad: How to Treat Failed Elbow Surgery

Julie E. Adams, MD, Mark S. Cohen, MD, Robert N. Hotchkiss, MD, Jesse B. Jupiter, MD, Graham J. King, MD, Michael D. McKee, MD, Mark A. Mighell, MD, Mark E. Morrey, MD, Joaquin Sanchez-Sotelo, MD

Moderator: Scott P. Steinmann, MD

This symposium is designed for orthopaedic surgeons who treat patients with failed elbow surgery. Several clinical case scenarios are presented to discuss successful treatment.

367 Navigating the Research in Rotator Cuff Disease: An Evidence-Based Approach to Improved Patient Outcomes

Brian T. Feeley, MD, Jay D. Keener, MD, John E. Kuhn, MD

Moderator: ChunBong B. Ma, MD

This course presents a summary of all the best evidence research over the past five years on the management of rotator cuff disease. Participants learn about the clinical outcomes, operative and nonoperative management, and basic science studies regarding rotator cuff diseases.

Friday, March 9 8:00 AM - 10:00 AM

410 I've Got a Culture Positive for P. Acnes—What Do I Do Now? The Diagnosis and Management of Periprosthetic Shoulder Infections

Jason Hsu, MD, Eric T. Ricchetti, MD, John W. Sperling, MD

Moderator: Grant E. Garrigues, MD

The diagnosis and management of periprosthetic shoulder infections are reviewed with an emphasis on P. acnes. Reconstructive challenges following shoulder explantation are presented in an interactive, case-based format.

411 Three- and Four-Part Proximal Humerus Fractures – The Gambler Edition

Mark A. Frankle, MD, Richard J. Hawkins, MD, Mark A. Mighell, MD

Moderator: Jonathan C. Levy, MD

Surgical management of complex three- and four-part proximal humerus fractures has improved with new technologies such as locked plates and the reverse shoulder arthroplasty. The goal is to better understand when to hold 'em (fix), when to fold 'em (arthroplasty), and when to walk away (nonoperative management). The course focuses on technical tips to assist in each surgical option together with expert opinion and literature review.

Register and plan your education at www.aaos.org/annual

Shoulder and Elbow

Friday, March 9

11:00 AM - 12:30 PM

426



Management of the Challenging Rotator Cuff Tear

Brian J. Cole, MD, MBA, William N. Levine, MD, Nikhil N. Verma, MD

ASES

Moderator: Brian R. Waterman, MD

This course explores the systematic evaluation and management of challenging rotator cuff tears, including repair, augmentation, superior capsular reconstruction, balloon arthroplasty, and orthobiologic adjuncts.

427



Total Shoulder Arthroplasty: Should I Be Using a Stemless Prosthesis? When, Why, and How?

Mark D. Lazarus, MD, Ofer Levy, MD, Anand M. Murthi, MD

Moderator: Joseph A. Abboud, MD

The total shoulder market in recent years has exploded with new humeral stem designs from standard stems, platform stems, mini, micro, and stemless. This course helps practitioners navigate through this process and learn how to technically optimize the stem they choose.

Friday, March 9

1:30 PM - 3:30 PM

486



Complex Shoulder Arthroplasty: Primary and Revision, Anatomic and Reverse, Three-Dimensional Planning – When and How?

David M. Dines, MD, Joshua S. Dines, MD, Michael T. Freehill, MD, Evan S. Lederman, MD, Xinning Li, MD, Bradford O. Parsons, MD, Anthony A. Romeo, MD, John M. Tokish, MD, Gilles Walch, MD, Jon J. Warner, MD, **Moderator:** Asheesh Bedi, MD

This course provides a case-based, comprehensive review of shoulder arthroplasty. Various preoperative conditions with deformity, glenoid, and/or humeral bone loss, and failed primary procedures are presented. A discussion of the appropriate work-up, imaging, considerations of preoperative templating, prosthetic selection, and surgical technique are reviewed and debated by key opinion leaders.

Friday, March 9

4:00 PM - 6:00 PM

465



Massive, Irreparable Rotator Cuff Tears: What are Our Treatment Options?

Asheesh Bedi, MD, Pascal Boileau, MD, Bassem T. Elhassan, MD

Moderator: Joshua S. Dines, MD

Surgical techniques to treat irreparable rotator cuff tears are reviewed including the use of patches to reinforce partial repairs, tendon transfers, superior capsular reconstruction, and reverse shoulder replacement.

466



The Young Arthritic Shoulder: Scope, Arthroplasty, Interposition, Fusion, and Resurfacing

Moderator: George S. Athwal, MD

This course provides registrants with the most up-to-date treatment options for the young arthritic shoulder. The focus is on biologic options, arthroplasty, role of arthroscopy, as well as fusion.

Spine

Tuesday, March 6

8:00 AM - 10:00 AM

110



SRS

Correction Strategies and Implant Placement in Spine Deformity Surgery – How I Do It

Moderator: Peter O. Newton, MD

Through videos and technical discussion, this fast-paced course covers classic and contemporary spinal correction maneuvers outside of osteotomies with a focus on intraoperative assessment and appropriate intervention to optimize correction.

Tuesday, March 6

10:30 AM - 12:30 PM

130



Adult Lumbar Scoliosis: State-of-the-Art Treatment (Operative and Nonoperative)

Vedat Deviren, MD, Robert A. Hart, MD, Christopher I. Shaffrey, MD

Moderator: Munish C. Gupta, MD

Utilizing lecture and case discussion, this course focuses on the definition of adult lumbar scoliosis and includes discussion on the radiographic, clinical, and surgical indications for correction.

Tuesday, March 6

1:30 PM - 3:30 PM

150



Avoiding and Managing Complications in Cervical Spine Surgery

Ilyas Aleem, MD, Bradford L. Currier, MD, Clinton J. Devin, MD

Moderator: Ahmad Nassr, MD

Management of common complications such as dysphasia and dysphonia and more complex ones such as vertebral artery injuries, adjacent level disease, inadequate decompression, and fusion-related complications are discussed.

Tuesday, March 6

4:00 PM - 6:00 PM

168



Avoiding and Managing Complications in Routine Lumbar Spine Surgery

Moderator: Harvey E. Smith, MD

This course focuses on general spinal practice with discussion on prevention and management of complications.



Audience Response Session



Case Presentation course



Technical Skills course

Spine EDUCATION TRACKS!



When you buy an Education Track, one ICL is included FREE!

Spine Track for the Specialist - SPI1

	8:00 - 10:00 AM	11:00 AM - 12:30 PM	1:30 - 3:30 PM	4:00 - 6:00 PM
Wednesday			Case Presentation 286 Cervical Spine Smackdown: Ask the Experts (Separate purchase required: \$75)	ICL 271 Looking Beyond the Curve: Classification and Treatment of Spinal Deformity in the Orthopaedic Clinic
Thursday	ICL 310 Pragmatic Learning for New Techniques and Technologies in Spine Surgery		Case Presentation 385 Adult Spinal Deformity: Surgical Planning and Complications (Separate purchase required: \$75)	
Friday	ICL 412 What is the Role of Anterior, Oblique, Posterior, and Laterally Based Surgery: How Can They Help?			

General Spine Track - SPI2

	8:00 - 10:00 AM	11:00 AM - 12:30 PM	1:30 - 3:30 PM	4:00 - 6:00 PM
Wednesday	Symposium G New Paradigms in Global Spine Care: Newborn to Elderly		ICL 249 Pediatric and Adolescent Spine Care for the General Orthopaedic Surgeon	ICL 272 Evidence-based Management of Spine Conditions in the Elite Athlete
Thursday		ICL 331 MRI of the Spine: Essentials for the Orthopaedic Surgeon		Case Presentation 387 Degenerative Spondylolisthesis: An Evidence-Based Assessment of Treatment Options and Outcomes (Separate purchase required: \$75)
Friday		ICL 428 Management of Adult Lumbar Spine Problems for General Orthopaedic Surgeon: A Practical Guide for 2018		

ICLs that are part of the registration track package

Case Presentations sessions are a separate purchase and subject to availability.

Symposia included with registration.


Visit www.aaos.org/annual to
register by January 24, 2018.



Track packages are only available for advanced purchase.
No refunds or exchanges after January 26, 2018.

Track #	Track Name	Track Package ICLs	Track Package Price	Track Package Price for U.S. Orthopaedic Resident
SPI1	Spine Track for the Specialist	271, 310, 412	\$100	\$50
SPI2	General Spine Track	249, 272, 331, 428	\$150	\$75

Wednesday, March 7


8:00 AM - 10:00 AM




G **New Paradigms in Global Spine Care: Newborn to Elderly**
 Todd J. Albert, MD, Sigurd H. Berven, MD, John R. Dimar, II, MD, Annalise N. Larson, MD, Gregory M. Mundis, MD, Peter O. Newton, MD, James O. Sanders, MD, Rajiv K. Sethi, MD
Moderator: Suken A. Shah, MD
 This symposium encompasses the broad spectrum of spine care for patients of all ages and all levels of experience for those who care for these patients (mid-level practioners, physician extenders, nonoperative spinal practioners, and surgeons). Experts discuss the latest evidence-based diagnostic tests and treatment protocols (conservative care and operative) for spinal conditions (deformity and degenerative) in patients of all ages.

212 **What Keeps a Spine Surgeon Up at Night?**
  Melissa M. Erickson, MD, Paul M. Huddleston, MD, Emily C. Nguyen, MD
Moderator: Elizabeth M. Yu, MD
 This course provides the spine surgeon with tips and tricks on approaching challenging patient conditions.

Wednesday, March 7


1:30 PM - 3:30 PM


249 **Pediatric and Adolescent Spine Care for the General Orthopaedic Surgeon**
 Martin J. Herman, MD, Lori A. Karol, MD, Burt Yaszay, MD
Moderator: Suken A. Shah, MD
 This instructional course lecture prepares the general orthopaedic surgeon or orthopaedic spinal surgeon to evaluate children for common spinal conditions, equip them with evidence-based algorithms for treatment, and discuss the latest techniques for surgery, when indicated. Attendees engage in case-based learning to emphasize concepts in diagnosis and treatment of children and adolescents presenting with common spinal conditions and stay out of trouble.

286 **Cervical Spine Smackdown: Ask the Experts**
   Norman B. Chutkan, MD, Michael D. Daubs, MD, Wellington K. Hsu, MD, Eric O. Klineberg, MD, Yu-Po Lee, MD, Ahmad Nassr, MD, Rick C. Sasso, MD, Jeffrey C. Wang, MD, Warren D. Yu, MD
Moderator: Thomas E. Mroz, MD
 In this course, cases are presented and arguments made regarding treatment, followed by participant "smackdown." Then, participant cases are shown and treatment debated in small groups.

Wednesday, March 7



4:00 PM - 6:00 PM


271 **Looking Beyond the Curve: Classification and Treatment of Spinal Deformity in the Orthopaedic Clinic**
 Lawrence L. Haber, MD, James O. Sanders, MD, Paul D. Sponseller, MD
Moderator: John R. Dimar, II, MD
 This course covers the unique problems associated with spinal deformities including achondroplasia, Down syndrome, neurofibromatosis, Marfan and Ehlers-Danlos syndromes, osteogenesis, and other miscellaneous syndromes.

272 **Evidence-Based Management of Spine Conditions in the Elite Athlete**
 Andrew C. Hecht, MD, Tyler J. Jenkins, MD, Robert G. Watkins, III, MD
Moderator: Tyler J. Jenkins, MD
 Spine conditions have been studied extensively in the general population, but generalizing this data to the elite athlete is controversial. Recent literature has provided new insight into the management of spine conditions in the elite athlete.

Thursday, March 8


8:00 AM - 10:00 AM

310 **Pragmatic Learning for New Techniques and Technologies in Spine Surgery**
  Aaron Buckland, FRACS, Sheeraz Qureshi, MD, Juan S. Uribe, MD
Moderator: Charla R. Fischer, MD
 Adapting a spinal surgery practice to new technologies is challenging. The goal of this session is to review strategies and tips for learning new techniques.

311 **Adult Lumbar Disc Herniation: Treatment, Complications, Outcomes, and Evidence-Based Data for Patient and Health Professional Counseling**
 Michael P. Kelly, MD, Brian J. Neuman, MD, Peter G. Passias, MD
Moderator: Eric O. Klineberg, MD
 This course provides evidence-based treatment options for adult patients with lumbar disc herniation to aid surgeons in counseling patients and healthcare professionals.

Thursday, March 8

11:00 AM - 12:30 PM

331 **MRI of the Spine: Essentials for the Orthopaedic Surgeon**
 **Moderator:** William Morrison, MD
 This course helps clinicians develop a systematic structured checklist approach to the accurate interpretation of spine MRI exams emphasizing standardized nomenclature and grading schemes.



Audience Response Session



Case Presentation course



Technical Skills course

Thursday, March 8

1:30 PM - 3:30 PM

385

**Adult Spinal Deformity:
Surgical Planning and Complications**

*Christopher Ames, MD, Robert S. Bess, MD,
Darrel S. Brodke, MD, Thomas J. Errico, MD,
Khaled M. Kebaish, MD, Michael P. Kelly, MD,
Rex A. Marco, MD, Gregory M. Mundis, MD,
Rajiv K. Sethi, MD*

Moderator: Robert A. Hart, MD

Cases focus on various scenarios of adult spinal deformity (untreated idiopathic scoliosis, degenerative lumbar scoliosis, flat back syndrome, the older adult deformity patient) as well as complications of treatment (intraoperative spinal cord signal changes, proximal junctional failure, and non-union with rod fracture).

Thursday, March 8

4:00 PM - 6:00 PM

368

**Is It the Back or the Hip? Differentiating Lumbar Spine from
Hip Pathologies: Key Points of Evaluation and Treatment**

Moderator: Stuart H. Hershman, MD

This course focuses on the causes and overlapping clinical presentation of lumbar spine and hip pathology. Key diagnostic methods, clinical signs, and exam findings used to differentiate them, as well as common treatment options, are discussed.

387

**Degenerative Spondylolisthesis: An Evidence-Based
Assessment of Treatment Options and Outcomes**

*Theodore J. Choma, MD, Scott D. Daffner, MD,
Michael D. Daubs, MD, John G. Devine, MD,
Daniel E. Gelb, MD, Mitchel B. Harris, MD,
Gregory Lopez, MD, Robert W. Molinari, MD,
Seth K. Williams, MD*

Moderator: John C. France, MD

This course covers treatment options and outcomes for degenerative spondylolisthesis. The cases review diagnostic, nonsurgical, and surgical techniques to show interventions that the literature supports and those that need further investigation.

Friday, March 9

8:00 AM - 10:00 AM

412

**What is the Role of Anterior, Oblique, Posterior, and
Laterally Based Surgery: How Can They Help?**

*Neel Anand, MD, Joseph Laratta, MD,
Juan S. Uribe, MD*

Moderator: Ronald A. Lehman, MD

This course includes case-based discussions surrounding the various lumbar interbody fusion techniques: anterior, lateral, oblique and MIS-posterior. Participants understand the indications, benefits, limitations, complications, and technical pearls.

413

**Treating the Aging Spine**

*Mark L. Prasarn, MD, William R. Spiker, MD,
Joseph M. Zavatsky, MD*

Moderator: Robert A. McGuire, MD

This course targets orthopaedists who treat spinal conditions in the elderly – from osteoporosis and fractures to degenerative deformities.

Friday, March 9

11:00 AM - 12:30 PM

428

**Management of Adult Lumbar Spine Problems for General
Orthopaedic Surgeons: A Practical Guide for 2018**

*Charla R. Fischer, MD, Alan S. Hilibrand, MD,
Kristen E. Radcliff, MD*

Moderator: Afshin Razi, MD

This course offers a concise review of the diagnosis, management, and treatment of common adult lumbar spine disorders seen in general orthopaedic office. The faculty discusses the best practices for evaluation including diagnostic tests for these disorders, as well as conservative treatment options including pharmaceutical and rehabilitation modalities. This course provides evidence-based guidelines for evaluation and nonoperative treatment options. Additionally, the general orthopaedic surgeon gains knowledge on the current surgical indications and procedures using up-to-date best practices in 2018, to aid in counseling patients.

Friday, March 9

1:30 PM - 3:30 PM

447

**Modern Techniques in the Treatment of Patients with
Metastatic Spine Disease**

*Matthew W. Colman, MD, Marco Ferrone, MD,
Joshua C. Patt, MD*

Moderator: Peter S. Rose, MD

This course focuses on which patients with spinal metastatic disease may benefit from surgery vs. radiation therapy. In addition, advanced spine surgical techniques are presented.

Friday, March 9

4:00 PM - 6:00 PM

467

**Current Concepts in Cervical Spine Trauma**

*John G. Devine, MD, John C. France, MD,
Daniel E. Gelb, MD*

Moderator: Robert W. Molinari, MD

This course reviews current concepts in the evaluation and treatment of cervical spine trauma to include upper and subaxial cervical fractures and spinal cord injuries.

Register and plan your education at www.aaos.org/annual



Audience Response Session



Case Presentation course



Technical Skills course

Sports Medicine – NEW! EDUCATION TRACKS!



When you buy an Education Track, one ICL is included FREE!

Sports Medicine Track for the Specialist - SPORTS1

	8:00 - 10:00 AM	11:00 AM - 12:30 PM	1:30 - 3:30 PM	4:00 - 6:00 PM
Wednesday	Case Presentation 282 Complex Meniscal and Articular Cartilage Cases-Scratching the Surface (Separate purchase required: \$75)		ICL 250 Mini-Review of Sports Medicine Upper Extremity	ICL 274 Advanced Surgical Techniques in Femoroacetabular Impingement: An In-Depth Approach
Thursday	Case Presentation 381 ACL Revision Reconstruction Technical Issues: A Case-based Approach (Separate purchase required: \$75)	ICL 333 Shoulder Instability: An American Perspective	Symposium R Meniscus Management in 2018 - Debridement, Repair, Root Repair, and Transplantation: A Case Base Approach	
Friday			ICL 449 Issues of Alignment and Tibial Slope: When to Address and How?	

General Sports Medicine Track - SPORTS2

	8:00 - 10:00 AM	11:00 AM - 12:30 PM	1:30 - 3:30 PM	4:00 - 6:00 PM
Wednesday		Case Presentation 283 Multiple Ligament Knee Injuries – What Would You Do? (Separate purchase required: \$75)		ICL 273 How to Reverse Reversomania: Arthroscopic Repair of Massive Cuff Tears
Thursday		ICL 332 Return to Play Criteria after ACL Reconstruction: From Basic Science to Clinical Outcome		ICL 369 Top Controversies in Hip Arthroscopy
Friday	ICL 414 Patellar Instability and Dislocation: Optimizing Surgical Treatment and How to Avoid Complications	ICL 429 Optimizing ACL Outcomes: What Else Needs Fixing Besides the ACL?	Symposium Y Everything You Need to Know about Knee Ligaments: A Case Based Symposium	

ICLs that are part of the registration track package

Case Presentations sessions are a separate purchase and subject to availability.

Symposia included with registration.

Visit www.aaos.org/annual to register by January 24, 2018.



Track packages are only available for advanced purchase.
No refunds or exchanges after January 26, 2018.

Track #	Track Name	Track Package ICLs	Track Package Price	Track Package Price for U.S. Orthopaedic Resident
SPORTS1	Sports Medicine Track for the Specialist	250, 274, 333, 449	\$150	\$75
SPORTS2	General Sports Medicine Track	273, 332, 369, 414, 429	\$200	\$100

Sports Medicine



Tuesday, March 6

8:00 AM - 10:00 AM

- 111**  **From the Glenoid to the Radial Tuberosity – Management of Biceps Pathology in 2018**
Rachel M. Frank, MD, Laith M. Jazrawi, MD, Eric J. Strauss, MD
Moderator: *Anthony A. Romeo, MD*
 This course provides a comprehensive overview of management of the biceps from the glenoid to the radial tuberosity, with an evidence-based approach focusing on the cost-effectiveness and value of all available surgical approaches.
- 112**  **Problematic Stress Fractures**
David C. Flanigan, MD, Timothy Miller, MD, Rick W. Wright, MD
Moderator: *Christopher C. Kaeding, MD*
 This case-based lecture series presents classification and treatment strategies for troublesome stress fractures of the upper and lower extremities with details of their causative pathophysiology.


Tuesday, March 6

10:30 AM - 12:30 PM

- 131**  **The Management of Meniscal Pathology: From Partial Meniscectomy to Transplantation**
Philip A. Davidson, MD, Laith M. Jazrawi, MD, Michael J. Salata, MD
Moderator: *Eric J. Strauss, MD*
 This instructional course lecture provides a focused consolidation of expert lectures on current diagnoses and management of meniscus pathology and treatment.
- 184**  **Knee Preservation Surgery in the Young Adult: A Case-Based Approach with US and International Perspectives**
Seongil Bin, MD, William Bugbee, MD, Brian J. Cole, MD, MBA, Ramon B. Cugat, MD, Alan Getgood, MD, Robert F. LaPrade, MD, Vasilios Moutzouros, MD, Robert Smigielski, MD, Michael J. Stuart, MD, Peter Verdonk, MD
Moderator: *Gonzalo Samitier Solis, MD*
 This is a case presentation ICL. Several cases are exposed exploring treatment options and rationale to solve difficult knee combined injuries in young adults.



Tuesday, March 6

1:30 PM - 3:30 PM

- 151**  **Primary Anterior Cruciate Ligament Reconstruction (ACL-R): Getting It Right the First Time**
Bernard R. Bach, MD, Asheesh Bedi, MD, Nikhil N. Verma, MD
Moderator: *Alexander Weber, MD*
 Skills gained include techniques for footprint/tunnel visualization, increased familiarity with dependent and independent tunnel drilling to improve footprint coverage, and enhanced graft fixation and tensioning are explored.



Tuesday, March 6

4:00 PM - 6:00 PM

- 169**  **Incorporating Biologics into Your Practice: The New Horizon in Sports Medicine**
Brian J. Cole, MD, MBA, Scott A. Rodeo, MD, C. Thomas Vangsness, Jr, MD
Moderator: *Laith M. Jazrawi, MD*
 Lectures, reviews of current research and literature, and audience participation provide attendees with a contemporary understanding of biologics and how to incorporate them into their own practices.
- 170**  **The Four Most Common Types of Cartilage Damage You Will See in Practice: How We Treat Them and Why**
Alan Getgood, MD, Seth Sherman, MD, Adam B. Yanke, MD
Moderator: *Christian Lattermann, MD*
 Course faculty discuss cartilage disease based on common real-life patient presentations, including osteochondritis dissecans, patellofemoral pain, postmeniscectomy pain, and incidental defects found during arthroscopy. They focus on patient selection and indications, leaving ample time for discussion.

Wednesday, March 7

8:00 AM - 10:00 AM

- 213**  **New Paradigms in the Throwing Shoulder**
W. Benjamin Kibler, MD, Craig D. Morgan, MD, Brian J. Sennett, MD
Moderator: *John D. Kelly, IV, MD*
 Course faculty members delve into the latest scientific research regarding the causation and mechanisms involved in injury to the throwing shoulder. The role of the scapula, glenohumeral internal rotational deficits (GIRD), retroversion, and kinetic chain are addressed. The most contemporary and efficient means of resolving labral, cuff, and capsular lesions are developed with particular attention paid to the rotator interval capsule. No handouts are available.
- 282**  **Complex Meniscal and Articular Cartilage Cases – Scratching the Surface**
Robert A. Arciero, MD, Brian D. Busconi, MD, Charles A. Bush-Joseph, MD, Thomas M. DeBerardino, MD, Darren L. Johnson, MD, Robert G. Marx, MD, David R. McAllister, MD, Eric C. McCarty, MD, Claude T. Moorman, III, MD, Brian C. Werner, MD
Moderator: *Mark D. Miller, MD*
 Using a series of actual cases involving significant knee injuries involving meniscus and/or articular cartilage, treatment options from simple to complex are discussed and debated.

Register and plan your education at
www.aaos.org/annual



Audience Response Session



Case Presentation course



Technical Skills course

Wednesday, March 7

11:00 AM - 12:30 PM

283



Multiple Ligament Knee Injuries – What Would You Do?

Annunziato Amendola, MD, Robert A. Arciero, MD, Gregory C. Fanelli, MD, F. Winston Gwathmey, MD, Christopher D. Harner, MD, Darren L. Johnson, MD, Robert F. LaPrade, MD, Bruce A. Levy, MD, Robert G. Marx, MD, Eric C. McCarty, MD, Claude T. Moorman, III, MD,

Moderator: Mark D. Miller, MD

Using a series of acutal knee multiple ligament injury (MLI) cases, faculty members discuss treatment options for a variety of conditions to include open injuries, four ligament tears, obese MLI, and delayed presentation.

Wednesday, March 7

1:30 PM - 3:30 PM

250



Mini-Review of Sports Medicine Upper Extremity

Bradley J. Dunlap, MD, Mark S. Schickendantz, MD, Jennifer M. Wolf, MD

Moderator: Aravind Athiviraham, MD, FRCSC

This course is a mini-review of upper extremity sports medicine. Learn high-yield current concepts from leading experts to help take care of your athletes, in clinic and on the sidelines.

Wednesday, March 7

4:00 PM - 6:00 PM

273



How to Reverse Reversomania:

Arthroscopic Repair of Massive Cuff Tears

Stephen S. Burkhart, MD, Laith M. Jazrawi, MD, Miltiadis H. Zgonis, MD

Moderator: John D. Kelly, IV, MD

This course conveys the most recent techniques in managing massive rotator cuff tears arthroscopically. The attendee appreciates the proposal that most massive tears are indeed repairable and that partial repair does truly serve a very useful purpose. The role of graft augmentation and superior capsule reconstruction are developed.

274



Advanced Surgical Techniques in Femoroacetabular Impingement: An In-Depth Approach

John C. Clohisy, MD, Christopher M. Larson, MD, Michael Leunig, PhD

Moderator: Jeffrey J. Nepple, MD

This course focuses on detailed review of preoperative imaging with direct correlation to findings at the time of surgery. Utilizing a video-based discussion of the surgical treatment, participants are exposed to a variety of surgical techniques in femoroacetabular impingement with detailed discussion of surgical preference and surgical pearls.

Thursday, March 8

8:00 AM - 10:00 AM

312



Joint Preservation Techniques for the Knee in 2018: The Utility of Biologics, Osteotomies, and Cartilage Restoration Procedures

Rachel M. Frank, MD, Andreas H. Gomoll, MD, Eric J. Strauss, MD

Moderator: Brian J. Cole, MD, MBA

This course provides a comprehensive overview of joint preservation techniques for the knee, including biologic and reconstructive approaches, with an emphasis on evidence-based treatment guidelines for young, high-demand patients.

381



Anterior Cruciate Ligament Revision Reconstruction Technical Issues: A Case-Based Approach

Joel L. Boyd, MD, Thomas M. DeBerardino, MD, Gregory C. Fanelli, MD, Aaron J. Krych, MD, Robert F. LaPrade, MD, Bruce A. Levy, MD, Peter B. MacDonald, MD, Robert G. Marx, MD, Daniel Whelan, MD, Rick W. Wright, MD

Moderator: Michael J. Stuart, MD

This case-based ICL addresses the reasons for failed anterior cruciate ligament (ACL) reconstruction, the preoperative work-up and planning, technical considerations for revision ACL surgery, and the essential ancillary procedures to ensure success.

Thursday, March 8

11:00 AM - 12:30 PM

332



Return to Play Criteria after Anterior Cruciate Ligament Reconstruction: From Basic Science to Clinical Outcome

Bernard R. Bach, Jr, MD, Kevin B. Freedman, MD, Christopher D. Harner, MD

Moderator: Fotios P. Tjoumakaris, MD

This ICL is designed to optimize return to play after anterior cruciate ligament (ACL) reconstruction by evaluating everything that makes a successful return to play: graft biology and biomechanics, optimum surgical technique and rehabilitation, and evidence-based metrics helping to shape return to play.

333



Shoulder Instability: An American Perspective

Robert A. Arciero, MD, CAPT (Ret.)Matthew T. Provencher, MD, Scott W. Trenhaile, MD

Moderator: Nikhil N. Verma, MD

This course provides a case-based overview discussing surgical management of shoulder instability with an emphasis on North American opinions. Significant controversy exists regarding indications for soft tissue stabilization, particularly among surgeons from the US versus Europe. Although bone loss procedures are increasing in frequency, technique and indication differences persist.

Register and plan your education at
www.aaos.org/annual



Audience Response Session




Case Presentation course



Technical Skills course

Thursday, March 8

1:30 PM - 3:30 PM

R **Meniscus Management in 2018 - Debridement, Repair, Root Repair, and Transplantation: A Case-Based Approach**
 *Jorge Chahla, JR, MD, Brian J. Cole, MD, MBA, Rachel M. Frank, MD, CAPT (Ret.) Matthew T. Provencher, MD*
Moderator: Robert F. LaPrade, MD
 The goal of this symposium is to provide a comprehensive overview of the utilization of different techniques for meniscus pathology including debridement, repair, root repair, and transplantation, with an evidence-based approach focusing on the cost-effectiveness and value of all available surgical approaches.



Thursday, March 8

4:00 PM - 5:00 PM

TWISI3 The Way I See It...® Challenges of Cartilage Repair and Restoration
Brian J. Cole, MD, MBA, Andreas H. Gomoll, MD, Bert Mandekabum, MD
Moderator: Jack Farr, II, MD
 Learn the “whys” of what the experts are foreseeing in health care. Benefit from the inside story - what each presenter wants you to know about this top-of-the-mind issue. Experts share their knowledge and experiences, just the way they see it.



Thursday, March 8



4:00 PM - 6:00 PM

369 Top Controversies in Hip Arthroscopy
 *Marc J. Philippon, MD, Marc R. Safran, MD, Thomas G. Sampson, MD*
 **Moderator: Dean K. Matsuda, MD**
 Lively debates are presented on top topics generating high interest and controversy in the growing/evolving field of hip arthroscopy.

Friday, March 9



8:00 AM - 10:00 AM

414 Patellar Instability and Dislocation: Optimizing Surgical Treatment and How to Avoid Complications
 *Elizabeth A. Arendt, MD, David Dejour, MD, Andreas H. Gomoll, MD*
 **Moderator: Sabrina Strickland, MD**
 This ICL is designed to improve orthopaedic surgeon's management of patellar instability. Focus is on decision making and surgical technique of medial patellofemoral ligament reconstruction, osteotomy, and trochleoplasty.

415 Acromioclavicular Joint Stabilization: Pearls and Pitfalls
 *Guillem Gonzalez-Lomas, MD, Robert J. Meislin, MD, Steven Struhl, MD*
 **Moderator: Laith M. Jazrawi, MD**
 This course covers current concepts and diagnosis of acromioclavicular joint separations. It also addresses surgical options for stabilization including primary repair, coracoclavicular ligament reconstructions, and the role of distal clavicle resection.


Friday, March 9



11:00 AM - 12:30 PM



429 Optimizing Anterior Cruciate Ligament (ACL) Outcomes: What Else Needs Fixing Besides the ACL?
 *Annunziato Amendola, MD, Alan Getgood, MD*
 **Moderator: Andreas H. Gomoll, MD**
 This ICL discusses how to identify and treat associated pathology of meniscus, ligaments, alignment, and cartilage that can compromise outcomes after anterior cruciate ligament reconstruction.

Friday, March 9

1:30 PM - 3:30 PM



Y Everything You Need to Know about Knee Ligaments: A Case-Based Symposium
 *Joel L. Boyd, MD, Lars Engebretsen, MD, Gregory C. Fanelli, MD, Robert F. LaPrade, MD, Peter B. MacDonald, MD, Robert G. Marx, MD, Mark D. Miller, MD, James P. Stannard, MD, Michael J. Stuart, MD, Daniel Whelan, MD*
Moderator: Bruce A. Levy, MD
 This case-based symposium helps guide surgeons when treating isolated, combined, and multiple-ligament knee injuries and reviews the role of the anterior longitudinal ligament and osteotomies about the knee.

448 Everything Pectoralis Major: From Repair to Transfer
 *Evan L. Flatow, MD, Young W. Kwon, MD, Eric J. Strauss, MD*
 **Moderator: Laith M. Jazrawi, MD**
 This course reviews pectoralis major tendon pathology from diagnosis and management to indications for pec transfers for both instability and rotator cuff tear.

449 Issues of Alignment and Tibial Slope: When to Address and How?
 *David Dejour, MD, Alan Getgood, MD, Anil S. Ranawat, MD*
 **Moderator: Volker Musahl, MD**
 This is a review of knee malalignment with a special focus on coronal plane and sagittal plane alignment. Indications for proximal tibia osteotomies and distal femur osteotomies and advantages and disadvantages of closing wedge and opening wedge osteotomies are presented.

Friday, March 9

4:00 PM - 6:00 PM

468 Cartilage Disease of the Patellofemoral Joint: Realignment, Restoration, Replacement
 *Andreas H. Gomoll, MD, Christian Lattermann, MD, Jess H. Lonner, MD*
 **Moderator: Kevin B. Freedman, MD**
 This course reviews the entire spectrum of evaluation and treatment for patients with patellofemoral cartilage disease, including realignment, cartilage restoration surgery, and patellofemoral replacement.

Trauma EDUCATION TRACKS!



When you buy an Education Track, one ICL is included FREE!

Trauma Track for the Specialist - TRA1

	8:00 - 10:00 AM	11:00 AM - 12:30 PM	1:30 - 3:30 PM	4:00 - 6:00 PM
Tuesday	ICL 113 How to Avoid Failures in Tibial Plafond Fractures?	Symposium B The Treatment of Hip Fractures in 2018: Can We Reach a Consensus? (10:30 AM - 12:30 PM)		
Wednesday	ICL 215 Distal Humerus Fractures: Surgical Techniques		ICL 251 Trauma Mini-Review: Hot Topics and the Latest Evidence-Based Treatment Strategies in Orthopaedic Trauma	
Thursday	ICL 313 Lower Extremity Fractures: Tips and Tricks for Nails and Plates	ICL 334 Femur Fractures: Subtrochanteric to Supracondylar		

General Trauma Track - TRA2

	8:00 - 10:00 AM	11:00 AM - 12:30 PM	1:30 - 3:30 PM	4:00 - 6:00 PM
Tuesday		ICL 132 Tips and Tricks for Common, Yet Difficult Osteopenic Fractures in the Community (10:30 AM - 12:30 PM)		ICL 171 Proper Usage and Understanding of Antibiotics in the Treatment of Musculoskeletal Infections
Wednesday		Case Presentation 284 Bread and Butter Trauma: Tips, Tricks and Evidence-based updates on common fractures (Separate purchase required: \$75)		Symposium O Secondary Fracture Prevention
Thursday			ICL 350 Open Fractures – Principles of Management	ICL 370 Talus and Calcaneus Fractures: Current Treatment

ICLs that are part of the registration track package

Case Presentations sessions are a separate purchase and subject to availability.

Symposia included with registration.

Visit www.aaos.org/annual to register by January 24, 2018.

Track packages are only available for advanced purchase.
No refunds or exchanges after January 26, 2018.

Track #	Track Name	Track Package ICLs	Track Package Price	Track Package Price for U.S. Orthopaedic Resident
TRA1	Trauma Track for the Specialist	113, 215, 251, 313, 334	\$200	\$100
TRA2	General Trauma Track	132, 171, 350, 370	\$150	\$75

Trauma

Tuesday, March 6

8:00 AM - 10:00 AM

113

**How to Avoid Failures in Tibial Plafond Fractures***Pierre Guy, MD, Jackson Lee, MD, Saam Morshed, MD*
Moderator: Utku Kandemir, MD

Tibial plafond fractures are challenging. Multistep, detailed planning of treatment is necessary to achieve the best outcome possible.

114

**Management of Pelvic Fractures***Moderator: Michael D. Stover, MD*

Current standards of pelvic ring injury evaluation, acute management, decision making, surgical techniques, and complication avoidance are presented in depth.

*No handouts available.

Tuesday, March 6

10:30 AM - 12:30 PM

B

The Treatment of Hip Fractures in 2018: Can We Reach a Consensus?*Mohit Bhandari, MD, Michael Blankstein, MD, Robert V. O'Toole, MD, David Sanders, MD, Gerard Slobogean, MD***Moderator: Emil H. Schemitsch, MD**

A primary goal of the symposium is to achieve consensus opinions on many current issues and controversies regarding the treatment of these common injuries. Accomplishing this will have important implications given the impact on scarce healthcare resources.

132

**Tips and Tricks for Common, Yet Difficult Osteopenic Fractures in the Community***George J. Haidukewych, MD, Mark A. Mighell, MD, Richard S. Yoon, MD***Moderator: Frank Liporace, MD**

This instructional course provides decision-making pearls and tricks for both fixation and arthroplasty for osteopenic proximal humerus, distal humerus, and displaced femoral neck fractures.

Tuesday, March 6

1:30 PM - 3:30 PM

152

**How Can I Get this Bone to Heal?***Randall E. Marcus, MD, John K. Sontich, MD*
Moderator: Charalampos Zalavras, MD

This course provides a comprehensive overview of early interventions aiming to prevent nonunions, as well as evaluation and management of established nonunions. This enables participants to optimize care of fracture patients and improve outcomes.

153

**It's All About the Timing...When Do I Take This to the Operating Room?***Erik Kubiak, MD, Sean E. Nork, MD, Philip R. Wolinsky, MD***Moderator: Nirmal C. Tejwani, MD**

This course discusses the timing and outcomes of operative intervention of open fractures, talus fractures, and femoral neck fractures in young and compartment syndromes.

Tuesday, March 6

4:00 PM - 6:00 PM

171

**Proper Usage and Understanding of Antibiotics in the Treatment of Musculoskeletal Infections***Douglas R. Osmon, MD, Javad Parvizi, MD, FRCS*
Moderator: David W. Lowenberg, MD

Knowledge of how microbes gain a foothold and then evade common modes of treatment in the host are covered. The proper usage of antibiotics as well as their role and limitations in treatment of these infections are defined, including implant-related factors in infection.

172

**The Not-So-Simple Ankle Fracture: Avoiding Problems and Pitfalls to Improve Patient Outcome****Moderator: Julius A. Bishop, MD**

Focusing on four themes, challenges to care for the rotational ankle fracture are highlighted and tips for management are provided.

Wednesday, March 7

8:00 AM - 10:00 AM

214

**Complex Proximal Tibia Fractures: Work Up, Surgical Approaches, and Definitive Treatment Options***Michael T. Archdeacon, MD, Edward J. Harvey, MD, Marcus F. Sciadini, MD***Moderator: Nirmal C. Tejwani, MD**

Course presenters discuss intra- and extraarticular proximal tibia fracture evaluation and management, including soft tissue injuries, surgical approaches, and reduction and fixation strategies.

215

**Distal Humerus Fractures: Surgical Techniques***Animesh Agarwal, MD, Michael D. McKee, MD, Milan K. Sen, MD***Moderator: Utku Kandemir, MD**

Knowledge of advantages and disadvantages of each surgical approach for distal humerus fractures, reduction techniques, and ulnar nerve management is of paramount importance in deciding the approach in each individual case.

Register and plan your education at www.aaos.org/annual

Audience Response Session



Case Presentation course



Technical Skills course

Wednesday, March 7

11:00 AM - 12:30 PM

284



Bread and Butter Trauma: Tips, Tricks, and Evidence-Based Updates on Common Fractures

Timothy S. Achor, MD, Julius A. Bishop, MD, Eben A. Carroll, MD, Michael J. Gardner, MD, Thomas F. Higgins, MD, John W. Munz, MD, Sean E. Nork, MD, Robert V. O'Toole, MD, David C. Ring, MD, Raymond D. Wright, Jr, MD
Moderator: Kanu M. Okike, MD

This is a high-yield session providing tips, tricks, and evidence-based updates on fractures commonly seen in general orthopaedic practice, including proximal humerus, distal radius, hip, tibia, and ankle.

Wednesday, March 7

1:30 PM - 3:30 PM

251



Trauma Mini-Review: Hot Topics and the Latest Evidence-Based Treatment Strategies in Orthopaedic Trauma

Gregory J. Della Rocca, MD, Mark Gage, MD, Richard S. Yoon, MD

Moderator: Robert F. Ostrum, MD

Course presenters review hot topics and the latest evidence-based treatment strategies in orthopaedic trauma.

Wednesday, March 7

4:00 PM - 6:00 PM

0



Secondary Fracture Prevention

Paul Anderson, MD, Douglas R. Dirschl, MD, Sanford E. Emery, MD, Kyle J. Jeray, MD, Joseph M. Lane, MD, Debra Sietsema, PhD, Eeric Truumees, MD

Moderator: Paul A. Anderson, MD

This symposium introduces methods to reduce secondary fracture risk after fragility fracture through the use of secondary fracture prevention programs.

288



All Things Clavicle: How Did This Happen?

Thomas R. Duquin, MD, Mark A. Frankle, MD, W. Benjamin Kibler, MD, Frank A. Liporace, MD, Michael D. McKee, MD, Randall Otto, MD, Anthony S. Rhorer, MD, Joaquin Sanchez-Sotelo, MD, Scott P. Steinmann, MD, J. Tracy Watson, MD

Moderator: Mark A. Mighell, MD

This course is an interactive, case-based discussion of the management of complex clavicle fractures, including malunions and nonunions. Renowned faculty guide small groups to develop conscientious treatment plans.

Thursday, March 8

8:00 AM - 10:00 AM

313



Lower Extremity Fractures: Tips and Tricks for Nails and Plates

Frank Avillucea, MD, Joshua Langford, MD, MAJ Daniel J. Stinner, MD

Moderator: Hassan R. Mir, MD, MBA

This course provides the community fracture surgeon with reduction tools, tips, and tricks to facilitate lower extremity fracture reductions and subsequently improve patient outcomes.

382



Rescuing the Elbow

Julie E. Adams, MD, George S. Athwal, MD, Neal C. Chen, MD, Douglas P. Hanel, MD, Robert N. Hotchkiss, MD, Graham J. King, MD, Michael D. McKee, MD, Jorge L. Orbay, MD, Joaquin Sanchez-Sotelo, MD, Scott P. Steinmann, MD
Moderator: David C. Ring, MD

This case- and vignette-based course addresses adverse events and sequelae of elbow trauma.

Thursday, March 8

11:00 AM - 12:30 PM

334



Femur Fractures: Subtrochanteric to Supracondylar

Paul B. Gladden, MD, Nirmal C. Tejwani, MD

Moderator: Philip R. Wolinsky, MD

Femoral shaft fractures are common injuries but still can have management issues. This course uses a short didactic session combined with case-based discussions on femoral shaft fractures, from the subtrochanteric to the supracondylar regions, to examine treatment options and methods to avoid complications in the treatment of these fractures.

Thursday, March 8

1:30 PM - 3:30 PM

350



Open Fractures – Principles of Management

L. Scott Levin, MD, Randall E. Marcus, MD, Charalampos Zalavras, MD

Moderator: Michael J. Patzakis, MD

This course offers a comprehensive approach to the management of open fractures emphasizing principles and evidence-based practices. Areas covered include antibiotic therapy and prevention of infection. Debridement and wound management options are presented. Fracture stabilization guidelines and techniques are discussed. Promotion of fracture healing options are reviewed.

386



Techniques and Decision Making in Common Fractures: A Case-Based Small Group Session

Yelena Bogdan, MD, Joshua L. Gary, MD, Clifford B. Jones, MD, Stephen Kottmeier, MD, Samir Mehta, MD, Mai P. Nguyen, MD, J. Spence Reid, MD, Judith Siegel, MD, J. Tracy Watson, MD, Philip R. Wolinsky, MD

Moderator: Paul Tornetta, III, MD

This course involves case-based teaching with discussion and questions and answers for various trauma cases.

Thursday, March 8

4:00 PM - 6:00 PM

370



Talus and Calcaneus Fractures: Current Treatment

Moderator: John W. Munz, MD

Reviews current concepts on management of complex fractures of the talus and calcaneus.



Audience Response Session



Case Presentation course



Technical Skills course

388

**Fractures of the Proximal Femur: A Case-Based Approach**

Lisa K. Cannada, MD, Roy Davidovitch, MD, Jonathan M. Gross, MD, Joseph R. Hsu, MD, Kyle J. Jeray, MD, Madhav A. Karunakar, MD, Sanjit R. Konda, MD, Philipp Leucht, MD, Saqib Rehman, MD, Philip R. Wolinsky, MD
Moderator: Kenneth A. Egol, MD

This course focuses on the management of femoral neck and pertrochanteric fracture. Attention is given to surgical tips and tricks.

Friday, March 9**8:00 AM - 10:00 AM**

416

**Extreme Nailing: Tips and Tricks from the Experts**

Frank A. Liporace, MD, Saqib Rehman, MD, J. Tracy Watson, MD



Moderator: Daniel S. Horwitz, MD

This course focuses on fractures commonly encountered by the practicing surgeon that can be challenging to nail. Subtrochanteric, distal femur, proximal tibia, and distal tibia are covered in a "how I do it" video presentation followed by a key points slide presentation and discussion. Videos are intense.

417

**Young Femoral Neck Fractures – Why are They So Scary?**

Timothy S. Achor, MD, Christopher G. Finkemeier, MD, Clifford B. Jones, MD



Moderator: Brett D. Crist, MD

A young femoral neck fracture is a case that causes significant stress for orthopaedic surgeons. When should they be fixed; how can I get it anatomically reduced and avoid complications? This instructional course lecture reviews it all through didactics, debate, and case discussion.

Friday, March 9**11:00 AM - 12:30 PM**

430

**How to Raise Basic Free Flaps Safely for Orthopaedic Trauma**

Tokio Kasai, MD, Milan Stevanovic, MD



Moderator: John T. Capo, MD

This course focuses on how to raise and transplant the conventional and perforator flaps safely for limb reconstruction. Presenters describe the crucial surgical anatomy and microsurgical suture techniques for flap surgery. The safe raising and handling of flaps also is described through surgical technique videos. Pearls and pitfalls are explained clearly.

431

**Surgical Exposure Trends and Controversies in Extremity Fracture Care**

John G. Anderson, MD, Gregory J. Della Rocca, MD, Michael J. Gardner, MD, Stephen Kottmeier, MD, Erik Kubiak, MD

Moderator: Clifford B. Jones, MD, FACS

Half of this course is dedicated to upper extremity, and the second half to lower extremity contemporary plating techniques. Emphasis is directed to surgical access routes, trends, and controversies, as well as anatomic dissection, patient positioning, and preoperative planning. Indication, implant insertion, outcomes, and complications are deemphasized or omitted. Questions and answers and well-edited video dissections complete the course. No handouts are available.

Friday, March 9**1:30 PM - 3:30 PM**

450

**Current Plating Techniques and Definitive Treatment Options for Fractures of the Tibial Plafond and Treatment of the Late and Failed Pilon**

Animesh Agarwal, MD, Samir Mehta, MD

Moderator: Gilbert R. Ortega, MD, MPH

This course discusses staged treatment of tibial pilon fractures with an emphasis on modern plating techniques including standard and alternative operative approaches. It includes discussion on open treatment in combination with definitive external fixation and salvage of the late presentation and treatment failures.

451

**Acetabular Fractures: A Problem-Oriented Approach**

Pierre Guy, MD, Henry C. Sagi, MD,

Stephen H. Sims, MD



Moderator: Mark C. Reilly, MD

Using a case-based approach, the participant comes away with an improved understanding of the operative management of acetabular fractures occurring in combination with complicating factors. No handouts are available.

Friday, March 9**4:00 PM - 6:00 PM**

469

**The Smooth Hip Fracture Admission – Top 15 in Best Evidence to Avoid Complications**

Stephen L. Kates, MD, Eric G. Meinberg, MD, Daniel A. Mendelson, MD

Moderator: Pierre Guy, MD

This case-supported ICL proactively addresses pre- and postoperative medical and surgical issues surrounding a hip fracture admission, promoting best practices and efficient models of care.

Register and plan your education at www.aaos.org/annual

**Audience Response Session****Case Presentation course****Technical Skills course**

OTHER EDUCATIONAL PROGRAMS

Nursing & Allied Health Courses

AAOS, the National Association of Orthopaedic Nurses (NAON), and the National Association of Orthopaedic Technologists (NAOT) have collaborated to develop the Nursing and Allied Health Program. The program consists of six courses for registered and licensed practical nurses, physician assistants, orthopaedic technologists, and physical and occupational therapists. In addition, applications have been made to the orthopaedic technologists, physician assistants, and the American Nursing Credentialing Center to provide multiple types of contact hours for these courses.

To attend any of the Nursing and Allied Health courses, you need to register for the AAOS Annual Meeting and purchase a ticket for each course. Please see pages 58-60 for registration and course fees. Please note registration is limited. No one is admitted without a name badge and ticket.

CAST1: Casting and Splinting Skills Workshop – FUNDAMENTALS

Tuesday, March 6, 8:15 AM - 5:45 PM (break 12:30 - 1:30 PM)

CAST2: Casting and Splinting – Advanced Immobilization Techniques

Wednesday, March 7, 8:15 AM - 5:45 PM (break 12:30 - 1:30 PM)

NUR1: Innovations and Accomplishment in Total Joint Arthroplasty, Shoulder Reconstruction, and Foot and Ankle Specialty

Thursday, March 8, 7:30 AM - 12:00 PM

NUR2: Driving the Future of Orthopaedic Trauma, Nurse Navigation, and Considerations/Outcomes related to Models of Care

Thursday, March 8, 1:30 - 6:00 PM

NUR3: Best Practices in the Pediatric Patient Population; Orthopaedic Radiographic Interpretation for the NP/APN

Friday, March 9, 7:30 AM - 12:00 PM

NUR4: What's Hot! Managing Outcomes for Patients through Proactive Prevention Strategies, Innovative Models and Performance Improvement

Friday, March 9, 1:30 - 6:00 PM

Media Training

From Insights to Sound bites: *Your Orthopaedic Expertise and the News Media* #701

Friday, March 9, 8:00 AM – 12:00 PM

Feel more confident and learn to make the most of every media encounter and public presentation. Participants will gain an understanding of how the news media works. In this fast-paced, interactive session, you'll learn the keys to a successful interview and the ways to best present your most important information in any discussion, including how to:

- Create clear and unambiguous key messages and sound bites
- Take control of an interview
- Bridge from an irrelevant question to your key message
- Speak clearly and use language friendly to your audience
- Use appropriate gestures and body language

This session is limited to 15 attendees to ensure a highly interactive, engaging experience. The cost to attend media training is \$25 and is open to all active AAOS Fellows, Candidate Members and Emeritus Fellows.

Resident Focused

Practice Management for Residents and Fellows-in-Training #191

Tuesday, March 6, 12:30 – 5:00 PM, See page 34.

Resident Assembly Open Forum

Wednesday, March 7, 10:00 – 11:00 AM

All residents are invited to attend an open forum to discuss proposed advisory opinions to be brought before the Resident Assembly the following day. An advisory opinion is defined as an initiative/opportunity for residents or a stance taken on resident issues. At the open forum, residents will have the chance to present advisory opinions they have sponsored and discuss advisory opinions proposed by other residents and educational programs. This is an exciting opportunity for residents to make a difference in the AAOS.

Forum for Young Orthopaedic Surgeons with the American Board of Orthopaedic Surgery

Thursday, March 8, 10:30 AM - 12:30 PM

This free annual forum provides senior residents and new practitioners a unique opportunity to meet informally with David F. Martin, MD, Executive Medical Director of the American Board of Orthopaedic Surgery (ABOS). The executive medical director will provide you with insightful information about Board requirements and procedures. This special program is a “must attend,” as it answers your questions about this important step in your career. If you are looking at ABOS Part 1 or Part 2 of the exam in the near future, you should not miss this forum.

Resident Assembly

Thursday, March 8, 1:30 – 3:30 PM

All residents are invited to attend the AAOS Resident Assembly. The primary purpose of the Resident Assembly is to serve as an advisory body to the AAOS on issues of importance to orthopaedic residents. This is your opportunity to make a contribution to AAOS and toward your own professional advancement. Join a committee or become a delegate at aaos.org/residents, and let your voice be heard!



The Resident Bowl

Thursday, March 8, 4:00 – 6:00 PM

The third annual Resident Bowl is an opportunity for residents to compete on teams in a game-style setting, answering orthopaedic and non-orthopaedic trivia for grand and runner-up prizes. Registration for the Annual Meeting is required for this event, apply to participate by February 1, 2018 at aaos.org/residentbowl.

All residents are encouraged to attend and cheer for their colleagues!

Experience the largest display of orthopaedic surgical and diagnostic solutions



Exhibit Hall Highlights

- See new products & technology from more than 650 companies
- Connect with representatives from every major orthopaedic and device manufacturer
- Compare products and plan purchases for your hospital or practice
- Redeem coupons and enter drawings at AAOS Redemption Centers

Exclusive Education

Ask an Expert

Present your HIPAA compliant case challenges to an orthopaedic expert for diagnosis and recommendation.

Technology Theater

Plan to attend these presentations that showcase current technology, products, and applications.

Exhibit Schedule Morial Convention Center Halls B – H

Wednesday, March 7 9:00 AM – 5:00 PM

Thursday, March 8 9:00 AM – 5:00 PM

Friday, March 9 9:00 AM – 4:00 PM

Network with colleagues during complimentary beverage breaks on Wednesday and Thursday at 3:30 – 4:00 PM and Friday at 2:30 – 3:30 PM.

**Over two hours
of unopposed time
each exhibit day.**

Get the latest details at www.aaos.org/exhibits

Saturday, March 10

Specialty Day is a day set aside for scientific programs presented by organizations that are members of the Board of Specialty Societies. Those organizations include:



American Orthopaedic Foot & Ankle Society
 Morial Convention Center, Great Hall B
 7:00 AM – 4:45 PM



Limb Lengthening and Reconstruction Society
 Morial Convention Center, Room 206
 8:00 AM – 2:30 PM
 Morial Convention Center, Great Hall B
 2:30 PM - 4:45 PM



AOSSM

AANA | ARTHROSCOPY ASSOCIATION OF NORTH AMERICA

American Orthopaedic Society for Sports Medicine/Arthroscopy Association of North America

Morial Convention Center, Theater B
 7:10 AM – 3:00 PM



Musculoskeletal Infection Society
 Morial Convention Center, Room 207
 8:00 AM – 12:45 PM
 Morial Convention Center, Theatre C
 4:00 PM - 5:00 PM



American Shoulder and Elbow Surgeons
 Morial Convention Center, Theater C
 7:25 AM – 5:00 PM



Musculoskeletal Tumor Society
 Morial Convention Center, Room 222
 8:00 AM – 3:50 PM



ASSH

American Society for Surgery of the Hand

AAHS

American Association for Hand Surgery

American Society for Surgery of the Hand/American Association for Hand Surgery

Morial Convention Center, Room 265
 7:30 AM – 4:50 PM



OTA

ORTHOPAEDIC TRAUMA ASSOCIATION

Orthopaedic Trauma Association

Morial Convention Center, Room 245
 7:25 AM – 4:45 PM



AAHKS

AMERICAN ASSOCIATION OF HIP AND KNEE SURGEONS

The Hip Society/American Association of Hip and Knee Surgeons

Morial Convention Center, La Nouvelle Ballroom B
 7:55 AM – 5:05 PM



AAHKS

AMERICAN ASSOCIATION OF HIP AND KNEE SURGEONS

The Knee Society/American Association of Hip and Knee Surgeons

Morial Convention Center, La Nouvelle Ballroom C
 7:55 AM – 5:05 PM



Federation of Spine Associations

- American Spinal Injury Association
- Cervical Spine Research Society
- North American Spine Society
- Scoliosis Research Society

Morial Convention Center, Room 271
 8:00 AM – 4:52 PM

Each society has its own educational program within the Specialty Day program. The Specialty Day Preliminary Program can be found in your Preliminary Program packet or on the Annual Meeting website. Individual programs note times, titles, and faculty. All programs offer CME as well. Advance registration will be accepted with your AAOS registration until January 24, 2018.

AAOS Salutes
The Hip Society
50th Anniversary



Collaborating in the Science of Patient Care

Sunday, March 11

ORS 2018 Annual Meeting – Hyatt Regency New Orleans



The ORS invites AAOS registrants to attend the ORS Annual Meeting on Sunday, March 11 at no charge.

- Paper Presentations - 9:45 - 10:45 AM, 3:30 - 4:30 PM, 5:30 - 6:30 PM
- 2018 Kappa Delta, OREF Clinical Research and CORR® ORS Richard A. Brand Award paper presentations – 2:15 – 3:15 PM
- ORS Clinical Research Forum: Generating Reliable Clinical Information - Barriers and Biases in Cohort Studies and Randomized Controlled Trials – 8:00 AM – 12:00 PM
- ORS Keynote Speaker: John Ioannidis, Stanford University – 1:00 - 2:00 PM
- ORS Orthopaedic Implants Section Meetings – 8:15 - 10:45 AM

Scientific Workshops – 8:00 – 9:30 AM

- Regenerative Rehabilitation: The Role of Mechanotherapies used to Optimize Regenerative Medicine Outcomes
Organizer: Christopher Evans, PhD, Mayo Clinic
- Osseointegrated Prosthetic Limbs: Recent Developments and Future Directions
Organizers: Mark Ehrensberger, PhD, University of Buffalo and Sujee Jeyapalina, PhD, University of Utah

- Normal and Neoplastic Osteogenesis Signaling: Targeted Therapeutic Opportunities
Organized by the Musculoskeletal Tumor Society (MSTS) and ORS
Organizers: Francis Y. Lee, MD, PhD, Yale University and Michelle Ghert, MD, McMaster University

Professional Advancement Sessions

- Social Media - Engagement and Outreach Tools for New Investigators – 8:00 – 9:30 AM

How to Register:

Although there is no fee to attend the ORS Annual Meeting on Sunday, a sticker must be placed on your badge to access the meeting. A sticker can be obtained at ORS registration located at the Hyatt Regency New Orleans, 7:00 AM – 6:00 PM, Friday – Sunday.

See you in New Orleans!

Visit the AAOS Resource Center

AAOS Resource Center

Academy Hall B

From print and digital education resources to practice tools and membership benefits, the AAOS is your source for lifelong learning to meet your career and practice needs. Visit the AAOS Resource Center to consult with experienced staff who answer your questions, help you navigate Academy apps, and walk you through the wide selection of publications, courses, eBooks, digital content, self-assessment exams, and online learning programs created for you. Find practical patient education resources and explore the newly designed orthoinfo.org site.

Discover new interactive programs and CME activities on the Academy's new online learning platform. Download and try the Academy's suite of content and video apps, including *My Academy*, and *AAOS Access* featuring Orthopaedic Video Theater, eBooks, and more.

Plan ahead to try out new resources to keep you current in your field. Find in-person support and solid answers to your AAOS

membership benefits questions, continually changing MOC needs, and educational pursuits.

Various programs from this meeting are available for purchase at the Resource Center.

AAOS Exhibit Hall Resource Center

Hall F, Booth #4441

For your convenience when you are in the Exhibit Hall, visit the AAOS Exhibit Hall Resource Center located in Publishers' Row. Try your hand at surgical simulation on systems from AAOS partners, and find your Board of Councilor Representative in the BOC kiosk at this location.

Hours:	Resource Center	Exhibit Hall Booth
Tuesday	7:00 AM – 6:00 PM	
Wednesday – Thursday	7:00 AM – 6:00 PM	9:00 AM – 5:00 PM
Friday	7:00 AM – 6:00 PM	9:00 AM – 4:00 PM
Saturday	7:00 AM – 3:00 PM	



SERVICES AND OPPORTUNITIES ONLY AT YOUR ANNUAL MEETING

AAOS Welcomes Italy as Guest Nation



Help us welcome Italy as the Guest Nation for the AAOS 2018 Annual Meeting. Look for special events and activities including a co-branded symposium (**Orthopaedic Surgery of Pelvis/Controversies in Diagnostics and Treatment of Infections After THA: Determining the Optimal Moment for Re-implantation**), special poster tours, 10 featured posters from Italy, and additional education sessions featuring Italian experts. Inaugurated in 2005, the AAOS Guest Nation program was established to foster greater recognition and awareness of the contributions made to the practice of orthopaedics from the many nations of the world, and to further enhance the robust international flavor and excitement of the AAOS Annual Meeting.

AAOS "Communities in Motion"

Tuesday, March 6

This year, the Academy hosts "Communities in Motion"—a family fitness event, an extension of the *A Nation in Motion*® campaign—to show people of all ages how they can have fun and exercise together to prevent injuries and build strong bones for life. The community event features a series of interactive challenge stations featuring orthopaedic surgeons highlighting specific bone and joint areas, and the importance of building strength, greater flexibility, and balance. Experts also demonstrate exercises that participants can do on site as well as adapt for at-home sessions.



To sponsor the event or learn more about how you can get involved with this exciting program, visit ANationInMotion.org/Communities, or contact Kayee Ip by phone at (847)384-4035 or email ip@aaos.org.

My Academy App

The Annual Meeting My Academy App is available free from the App Store or Google Play in January. View, search, and schedule all educational opportunities, Exhibitor information, Social Program, Committee and Affiliate Meetings, and Special Events. You may even add personal events to your schedule to help you stay organized and make the most of your time at the Annual Meeting. A mapping program for meeting room location and exhibiting companies within the Morial Convention Center also is included. You also may search for attendees and use the messaging feature within the app to help you connect or reconnect with colleagues. Need some assistance? Visit the help desk located in the Resource Center.



AAOS Career Center

Academy Hall B

The Career Center at the Annual Meeting offers an opportunity for hiring organizations and orthopaedic surgeons to meet in person regarding open positions. This year we are offering more resources for both the job seeker and the hiring organization.

Tuesday - Friday.....7:00 AM - 6:00 PM

Saturday.....7:00 AM - 3:00 PM

Employers

Hospital staff, practice administrators, and medical staff personnel are permitted to access the Career Center. Professional recruiters are not allowed to participate in this service.

- Hiring employers must have an active listing on the website.
- Employers MUST register as an Annual Meeting attendee to gain entry to the Career Center. Advanced registration fee is \$150 per person. On-site registration fee is \$250 per person.
- Due to space limitations, we ask that you limit attendance to two representatives per company.

Job Seekers

The Career Center has been established for the benefit of Academy members. Members with an active job seeker listing may participate in this service. Create your listing in advance via your online profile or stop by the Career Center to create your listing on site.

On-site Bulletin Boards

An active listing on the website is required to post your ad on the bulletin boards. Only orthopaedic surgery opportunities may be posted. Posted items should NOT exceed 8.5" x 11". Due to space limitations, only one ad per practice is allowed.

Interview Booths

The Career Center may be used to conduct on-site interviews. Private interview space may be reserved on site at the Career Center. Booths are not intended to be used as exhibit space nor may they be occupied by a candidate or employer for an extended period of time. For further information on the Career Center, contact us at (800)346-2267, ext. 4259 or email careercenter@aaos.org.

www.aaos.org/careercenter



Annual Meeting Attendee Policies

Attendee Conduct

- Selling and/or marketing activities are reserved exclusively for registered exhibitors and can only be conducted from an exhibit booth space.
- Annual Meeting attendees that plan to sell and/or market products at the Annual Meeting can only do so from an exhibit booth in the Industry Exhibit Hall. To secure a paid exhibit booth space, visit www.aaos.org/exhibits for information.
- At the sole discretion of AAOS, attendees found in violation of this requirement may be escorted from the meeting and have all meeting privileges revoked without refund of fees paid.

Event Cancellation

Due to circumstances beyond our control, the American Academy of Orthopaedic Surgeons may elect to cancel the Annual Meeting. These circumstances may include but are not limited to disaster, severe weather, civil commotion or government laws or regulations. In the event of such cancellation, all Annual Meeting registrants will be notified by email at the address noted in the AAOS database; and registration fees will be refunded in full. Other costs incurred by the registrant, such as airline or hotel penalties, are the responsibility of the registrant.

Image Capture

Attendees grant AAOS (and its employees and agents) permission to capture, retain, and utilize the attendees' image, likeness, voice, and actions, whether captured live or recorded and in any format, during the Annual Meeting, for display, exhibition, publication, or reproduction in any medium or context for any purpose, including, but not limited to, commercial or promotional purposes, without further notice, authorization, or compensation.

Non-Smoking Policy

In Louisiana, it is illegal to smoke indoors and in spaces open to the public.

Privacy Policy – Use of Personal Information

Annual Meeting registration lists, including the medical registrant's name, postal mailing address, and phone number, are available for sale to exhibitors in advance of and after the Annual Meeting. In addition, certain personal information, including the medical registrant's name, postal mailing address, phone number, hospital affiliation, and practice focus, is available at the Annual Meeting to exhibitors through a "lead retrieval system" mechanism. For additional information, please refer to the entire AAOS Privacy Policy by visiting www.aaos.org/privacy.

Private Meeting

The AAOS 2018 Annual Meeting is a private meeting. The AAOS reserves the right to control space and ask people to leave the meeting who are not qualified to attend or who cause disruptions, at AAOS' sole discretion.

Refund Policy

All requests for refunds (registration, courses, track packages, and/or Specialty Day) must be received in the Academy office on or before January 26, 2018. No refunds are issued after this date.

Registration of Children Restricted

The following guidelines have been approved for the Annual Meeting. Only children 16 or over will be admitted to the educational programs, including industry exhibits.

Children and individuals of any age, providing they are not disruptive to the meeting, are welcome in the following activities:

- Posters
- Scientific Exhibits

Children under the age of 16 are not permitted in the following areas of the meeting:

- Industry Exhibits
- Educational Sessions (paper presentations, symposia, instructional courses)
- Business Meetings
- Your Academy 2018
- Presidential Guest Speaker, David Gergen, Senior Political Analyst, CNN

The Academy does provide a Social Program which is open to all spouse, family members and guests accompanying members and attendees to the meeting. Tours and events are offered daily during the meeting.

Reproduction Policy

The Academy reserves any and all of its rights to materials presented at the Annual Meeting, including Posters and Scientific Exhibits. Reproductions of any kind, by any person or entity, without prior written permission from the Academy, are strictly prohibited. Prohibited reproductions include, but are not limited to, audiotapes, videotape, and/or still photography. Persons violating this policy may have their badge confiscated and be escorted from the meeting. No unapproved surveys, handouts, or literature may be distributed at the meeting.

Social Program

New Orleans is a fascinating city and home to a truly unique melting pot of culture, architecture, food and music – it's one of the most culturally and historically-rich destinations in America. No matter your interest -- Swamp and Airboat adventures, the City, the Cemetery, Historic Plantations, WWII, Cooking, Arts or Antiques -- the Social Program has something for you...

To register for AAOS tours and activities, visit www.aaos.org/tours

Photos courtesy of Getty Images





Get Ready to Register

What do I need, to complete the registration process?

If you are a Member or a Returning Non-Member, you will need your username and password to register. If you have forgotten either, please follow the prompts on the login page.

If you are a First Time Non-Member, you will need to request approval to attend the meeting and login to our system.



Online Registration

How do I register for the Annual Meeting?

The quickest and easiest way to register is online!

Head over to our 2018 Attendee Registration page at:

www.aaos.org/register

When your registration is complete you will receive an email confirmation. You can continue to add courses to your registration account through the meeting.

For alternative registration options contact registration at

(844)529-3707 – U.S. and Canada

(508)743-8504 – International

Email AAOSMeeting@xpressreg.net



Badge & Ticket Information

When will I receive my badge and tickets?

U.S. and Canadian Registrants: You will be mailed your Check-in Ticket, Official Annual Meeting Badge, and ICL tickets if you have registered and paid in full by the advance registration deadline. **PLEASE NOTE:** This is your Official Annual Meeting Badge and paid tickets; you will need to bring your badge to check-in at the Meeting, as well as have your tickets for entry into all paid sessions.

International Attendees: Your badges are not mailed, however two weeks prior to the meeting you will receive a secondary email confirmation that you should bring to check-in at the meeting.



At the Meeting

I'm at the meeting - what do I do first?

You must stop at one of the Check-in counters (with all of your registration materials) to receive CME credit. Pick up a badge holder/lanyard, add more courses, and obtain any further information you need for the meeting.

Check-in Locations:

Morial Convention Center – Academy Hall B, Lobbies A, E or H

Hotel check-in is available on Monday & Tuesday, March 5-6 at:

- Hilton New Orleans Riverside
- New Orleans Marriott

On-site Registration: Member and Non-Member on-site registration is available at the Morial Convention Center, Academy Hall B. Proof of your credentials will be required. For registration hours and location, please see our What, When, and Where page at the front of this program.

REGISTRATION DEADLINE: January 24, 2018

After this date, checks or payments received for advance registration will not be processed and returned to sender. The registration process will need to be completed and the late registration fees will apply.

Registration Changes & Cancellations

Changes to your registration can be made until **January 26, 2018**. After this date, all course ticket exchanges take place on-site and are charged the on-site course fee.

To cancel your entire registration, selected courses or a package, a written request for a refund must be received in the Academy office by **January 26, 2018**. No refunds are issued after this date. If you have received your badge and ticket packet, **this packet must be returned to the Academy offices before a refund is processed**. There are no refunds available at the meeting.

You may submit your cancel request via email to:

AAOSMeeting@xpressreg.net - or - by fax at (508)743-3600

Event Cancellation

Due to circumstances beyond our control, the American Academy of Orthopaedic Surgeons may elect to cancel the Annual Meeting. These circumstances may include but are not limited to disaster, severe weather, civil commotion, or government laws or regulations. In the event of such cancellation, all Annual Meeting registrants will be notified by email at the address noted in the AAOS database, and registration fees will be refunded in full. Other costs incurred by the registrant, such as airline or hotel penalties, are the responsibility of the registrant.

Online web addresses

Annual Meeting: www.aaos.org/annual

Registration: www.aaos.org/register

Questions? Contact us:

For Registration questions:

(844)529-3707 – U.S. and Canada

(508)743-8504 – International

Email AAOSMeeting@xpressreg.net

For Annual Meeting questions email: meeting@aaos.org



Family Badges

How may a family member attend the meeting?

Family badges are available to spouses or immediate family during on-site registration hours. In order to receive a family badge, you must be accompanied by a registered attendee.

There is a limit of **two family badges per registered attendee**. Family Badge Attendees 16 and older have access to the following:

Academy Hall (Posters & Scientific Exhibits)

Symposia and Paper Presentations

Exhibit Hall

Your Academy 2018 / Presidential Guest Speaker, David Gergen, Senior Political Analyst, CNN

Note: Children under the age of 16 are welcome in Academy Hall (Posters & Scientific Exhibits).

Co-workers, or those associated within the orthopaedic industry do not qualify for a Family Badge. These individuals must register in the appropriate professional or exhibitor category.

The AAOS Annual Meeting is a private meeting. Your attendance must be approved. You will be required to provide proof of your credentials and submit designated fees at time of registration. There are no provisions for a daily pass or partial registration. The Annual Meeting is your best opportunity to share experiences and advance your practice and profession. In order to support our flagship education, a fee will be collected from members at the time of registration, \$100 in advance and \$250 on-site.

Category	Advance Registration Members: Oct. 18 – Jan. 24	Late Registration Jan. 25 – Mar. 4	On-site Registration
MEMBERS:			
AAOS Member	\$100	\$100	\$250
International Resident Member	\$100	\$100	\$250
PARTICIPANTS:			
Annual Meeting Official Speaker (approved & determined by the Academy)	No Fee	No Fee	No Fee
Annual Meeting Co-Author (approved & determined by the Academy)	\$100	\$150	\$150
Category	Advance Registration Non-Members: Oct. 25 – Jan. 24	Late Registration Jan. 25 – Mar. 4	On-site Registration
NON-MEMBERS:			
U.S. Non-Member Physician	\$1,200	\$1,400	\$1,400
International Non-Member Medical Attendee	\$650	\$850	\$850
U.S. Non-Member Fellow-in-training U.S. Non-Member Resident-in-training	\$100	\$250	\$250
U.S. Allied Health U.S. Medical Professional U.S. Approved Participant	\$150	\$250	\$250
Industry Non-Exhibitor This category requires approval by AAOS and only provides access to the Exhibits. It includes Equipment Distributors/Manufacturers, Financial Analysts, Health Care Consultants, Investment Broker/Bankers, and potential Exhibitors. There are no provisions for daily or partial registration during the AAOS Annual Meeting. For more information please go to www.aaos.org/exhibitors .			
Exhibitor Individuals employed by an exhibiting company will be registered through their company. The exhibitor's badge allows admittance to the exhibit halls, and on a space available basis to the scientific exhibits, posters, general sessions, symposia, and paper presentations. If available, instructional course tickets may be purchased on-site on the day of the course.			

Members

AAOS Member: Members in good standing who are AAOS Fellows, Candidate Members, Resident Members, Associate Members, or International Members.

Annual Meeting Official Speaker: These individuals have been selected and notified by the Academy as an official speaker for the current Annual Meeting.

Annual Meeting Official Co-Author: These individuals have been selected and notified by the Academy as an official co-author for the current Annual Meeting.

Note: Members must be in good standing to register with the appropriate Member fees.

Non-Members

U.S. Physician Non-Member: Non-Member Physicians practicing in the U.S.

International Medical Attendee Non-Member: This category includes all International Non-Member Orthopaedic Surgeons, Allied Health and other medical attendees.

U.S. Fellow-in-training or U.S. Resident-in-training: Academy approval is required. Only Orthopaedic Fellowships or Residency Programs qualify for this category. A letter from your Chief of Service must be received by January 24, 2018 to receive the Advance Registration rate.

U.S. Allied Health: Academy approval is required. This category is limited to medical professionals directly employed by a hospital, healthcare network, university or freestanding facility administering to patients. (i.e.: RN, OPA, OTC, ATC, PT)

U.S. Medical / Office Professional: Academy approval is required. This category is limited to office staff and medical staff.

U.S. Approved Participant: Academy approval is required. This category is limited to Non-Members/Non-Physicians participating in the Career Center who have a current listing.

To attend an Instructional Course, you must be registered for the Annual Meeting and purchase a course ticket. The following fees apply:

Course	Advance Ticket Sales Oct. 18 – Jan. 24	Late & Onsite Ticket Sales Jan. 25 – Mar. 10
2-hour Course	\$50	\$70
2-hour Course (U.S. Orthopaedic Residents)	\$25	\$25
2-hour Case Presentation	\$75	\$95
3-hour Course	\$60	\$80
Nursing Courses NUR 1-4	\$120	\$145
CAST1: Casting and Splinting – Fundamentals	\$180	\$220
CAST2: Casting and Splinting – Advanced Immobilization Techniques	\$180	\$220

Track - Specialist		
Track	Physician	Residents
HIP1 - Hip	\$100	\$50
KNEE1 - Knee	\$150	\$75
FA1 - Foot and Ankle	\$150	\$75
HW1 - Hand and Wrist	\$150	\$75
MO1 - Musculoskeletal Oncology	\$50	\$25
PEDS1 - Pediatrics	\$150	\$75
SE1 - Shoulder and Elbow	\$150	\$75
SPI1 - Spine	\$100	\$50
SPORTS1 - Sports Medicine	\$150	\$75
TRA1 - Trauma	\$200	\$100

Track Purchase Policies

- Track packages are only available for advanced purchase.
- Case Presentation courses are not included in the track packages and are subject to availability. Additional registration is required and a \$75 fee applies.

Track - General		
Track	Physician	Residents
HIP2 - Hip	\$200	\$100
KNEE2 - Knee	\$100	\$50
FA2 - Foot and Ankle	\$150	\$75
HW2 - Hand and Wrist	\$150	\$75
MO2 - Musculoskeletal Oncology	\$50	\$25
PEDS2 - Pediatrics	\$100	\$50
SE2 - Shoulder and Elbow	\$200	\$100
SPI2 - Spine	\$150	\$75
SPORTS2 - Sports Medicine	\$200	\$100
TRA2 - Trauma	\$150	\$75

- Each track package is considered one event and no course substitutions or exchanges are allowed.
- To cancel a track package, a written request for refund must be received in the Academy office by January 26, 2018. No refunds or exchanges are issued after this date.

Annual Meeting Objectives

Global Objectives

- Develop and refine a perspective on the broad range of orthopaedic knowledge, care and surgical practice.
- Expand and integrate an understanding of the scientific and clinical tenets of orthopaedic surgery to better prevent and treat musculoskeletal disease.
- Develop an understanding of economic and practice management challenges that can lead to strategies that protect continued access to care for patients and viability of the profession.
- Provide a forum to strengthen professional relationships and develop networks that lead to better patient care, individual surgeon career satisfaction, and a more robust profession as a whole.

Instructional Objectives

- To facilitate a personalized educational experience through a comprehensive offering of instructional courses, symposia, and scientific presentations.
- Support a forum for discussion of current issues in orthopaedics including patient safety, advocacy, practice management, technology, and culturally competent care.

- Offer complementing formats to facilitate career-long education that meets the expectations and requirements of patients, colleagues and Maintenance of Certification.
- To provide a forum for the presentation of basic and clinical research with current as well as future potential applications in the management of patients with musculoskeletal disease or injury.

Learner Objectives

- Synthesize a basis for the practice of delivering evidence based, cost effective orthopaedic care, both patient centered and population based.
- Integrate current basic science, translational research, and state-of-the-art procedures and technology into clinical practice.
- Become more informed and involved in advocacy issues related to orthopaedics.
- To provide a forum for resident education on current clinical practice, relevant basic science, practice management, and advocacy issues in preparation for careers as competent and ethical orthopaedic surgeons.

Beware of Fraudulent Housing Companies!

Every year fraudulent companies contact AAOS attendees offering assistance with hotel reservations. Official AAOS Housing for New Orleans should only be accessed through the AAOS website www.aaos.org. To insure your private information is secured and protected do not provide your credit card information to anyone other than the official Housing Providers for AAOS, Wyndham Jade/IGD.

Hotel Reservations

The hotel location map is on page 64, with rates on pages 62-63. AAOS rates are available only through the AAOS Housing Bureau, Wyndham Jade. Reservations are made on a first come, first served basis. Hotels closest (within walking distance) to the Morial Convention Center (MCC) fill quickly and do not have shuttle service to the Convention Center so consider this when you make your reservations. Physician attendees may not obtain housing through technical exhibitors.

	US and Canada	International Individuals and Groups
Online	www.aaos.org/housing	www.aaos-igd.com
Phone	(800)931-6026	(305)865-4648
Email	aaos@wyndhamjade.com	aaos@internationalgroupsdepartment.com
Hours	8:00 AM to 5:00 PM Central Time	

Avoid Room Cancellations & Lost Deposits

- Write down the **full hotel name**.
- Confirm your **arrival date** and **departure date**.
- Print a copy of your reservation confirmation.
- Call Wyndham Jade at (800)931-6026 to confirm, cancel, or change your reservation.

Airlines

Call CorpTrav at (800)318-3846 or go to <http://corptravonline.com> to make your reservation online. A per reservation service fee of \$15 (online) and \$32 (telephone) is charged.

Airport

The Louis Armstrong New Orleans International Airport (flymsy.com) is located 20 miles (30 minutes) from downtown New Orleans. The airport facility is open 7 days a week, 24 hours a day.

Ground Transportation

- **Airport Shuttle** provides transportation from the airport to hotels and various other locations in New Orleans for \$24 (per person, one-way) or \$44 (per person, round-trip). These fares include three (3) bags per person. Additional baggage may be subject to additional fees. Passengers can purchase tickets at the Airport Shuttle ticket booths located on the first level throughout the Baggage Claim area. Book online at <https://www.aaos.org/travel/> to receive a discounted rate of \$20 (one-way) and \$40 (round-trip).
- **Hotel Shuttles** run between the hotels and the Morial Convention Center starting Tuesday, March 6, at 6:30 AM through Saturday,

March 10, at 6:00 PM. There will be no service between 10:00 AM and 2:00 PM.

- **Parking** is available at numerous nearby locations within walking distance of the Morial Convention Center. Rates range from \$14 to \$30 per day.
- **Rental Car** reservations can be made via the AAOS registration website, Wyndham Jade, your travel agent, or directly with rental car companies. AAOS has negotiated special rates for rental cars during the meeting. Call the number below and mention the discount code listed.

Company	Meeting Code	Phone	Internet
Hertz	CV#02KS0023	(800)654-2240	www.hertz.com
Avis	AWD#J095822	(800)331-1600	www.avis.com

- **Taxi Service** from the airport costs \$36-\$40 (one-way) according to the location of your hotel and an additional \$15 (per passenger) for three or more passengers. Pick-up is on the lower level, outside the baggage claim area. There may be an additional charge for extra baggage.

Housing Policies

Confirmations

A confirmation is emailed within 72 hours (if not immediately) of making a reservation. If you do not have an email address, the confirmation is mailed to the address provided. If you do not receive a confirmation within three business days, contact the Housing Bureau at aaos@wyndhamjade.com or (800)931-6026 (US), (305)865-4648 (International).

If your flight is delayed or you are scheduled for a "late arrival," reconfirm your reservation by calling the hotel's in-house reservations desk. *Hotels commonly book more reservations than they have rooms to ensure a full-house – those arriving after the hotel is full risk being relocated to another hotel and losing their deposit despite having a confirmed reservation.*

Deposits

A one-night room/tax deposit is required for each room reserved. Your deposit is charged immediately to your credit card. This deposit is applied to your final bill upon checkout. If your confirmation indicates that a deposit **was not charged** to your credit card, the hotel will charge you for your full stay at checkout.

Cancellations/Changes/Refunds

Hotel cancellation policies vary – dates range from 72 hours to 5 days prior to arrival. Check your Wyndham Jade hotel confirmation or visit the hotel's website for more information. *Failure to cancel your reservation or to check-in on your confirmed date of arrival results in the forfeiture of your deposit.*

- **Before February 12, 2018:** Can be made online or by calling Wyndham Jade at (800)931-6026.
- **After February 16, 2018,** cancel directly with the hotel. Forward the date, time, and hotel cancellation number to Wyndham Jade (aaos@wyndhamjade.com) and allow 60 days (after the meeting) for your refund to be processed.
- **During the Meeting:** On-site housing issues can be addressed at the AAOS Housing Desk located at the Morial Convention Center Academy Hall B starting Monday at 2:00 PM.

NEW ORLEANS HOTELS

Map #	Hotel	Rates	Distance to Convention Center (miles)	Shuttle Bus
1	AC Hotel	\$272	1.5 Miles	Yes
2	Ace Hotel	\$229	.9 Miles	Yes
3	Aloft	\$265	1.3 Miles	Yes
4	Astor Crowne Plaza Hotel	\$269	1 Mile	Yes
5	Bienville House	\$228	.9 Miles	Yes
6	Blake Hotel New Orleans	\$249	.8 Miles	Yes
7	Bourbon Orleans	\$289	1.4 Miles	Yes
8	Cambria	\$285	.50 Miles	No
9	Courtyard by Marriott – Convention Center	\$269	Across the Street	No
10	Courtyard New Orleans Iberville	\$279	1.24 Miles	Yes
11	Courtyard by Marriott – French Quarter	\$259	1 Mile	Yes
12	Dauphine Orleans	\$249	1.3 Miles	Yes
13	Doubletree New Orleans	\$244	.75 Miles	Yes
14	Drury Inn and Suites	\$209	.85 Miles	Yes
15	Embassy Suites New Orleans	\$252	.3 Miles	No
16	Fairfield Inn New Orleans - French Quarter	\$249	1.3 Miles	Yes
17	Four Points - French Quarter	\$229	1.3 Miles	Yes
18	Hampton Inn & Suites - Convention Center	\$280	Across the Street	No
19	Hampton Inn & Suites - French Quarter	\$239	1.1 Miles	Yes
20	Harrah's New Orleans	\$349	.5 Miles	Yes
21	Hilton Garden Inn - Convention Center	\$239	.39 Miles	No
22	Hilton Garden Inn - French Quarter	\$265	.97 Miles	Yes
23	Hilton New Orleans Riverside	\$299	.4 Miles	No
24	Hilton New Orleans St. Charles	\$289	.9 Miles	Yes
25	Holiday Inn French Quarter - Chateau LeMoyne	\$269	1.4 Miles	Yes
26	Holiday Inn - Superdome	\$190	1.3 Miles	Yes
27	Homewood Suites French Quarter	\$265	1 Mile	Yes
28	Hotel Le Marais	\$329	1.1 Miles	Yes
29	Hotel Mazarin	\$319	1.1 Miles	Yes
30	Hotel Modern	\$260	.5 Miles	Yes
31	Hotel Monteleone	\$305	1.1 Miles	Yes
32	Hyatt Centric French Quarter	\$304	1 Mile	Yes
33	Hyatt Regency New Orleans	\$269	1.5 Miles	Yes
34	Hyatt House	\$279	1.4 Miles	Yes
35	Hyatt Place Convention Center	\$267	Across the Street	No
36	Inter-Continental	\$336	.9 Miles	Yes
37	International House	\$329	.8 Miles	Yes
38	JW Marriott New Orleans	\$314	.8 Miles	Yes
39	La Quinta Inn & Suites	\$210	.78 Miles	Yes
40	LeMeridien	\$335	.4 Miles	Yes
41	Le Pavillon	\$232	1 Mile	Yes
42	Loews New Orleans	\$349	.45 Miles	Yes
43	Maison Dupuy	\$269	1.68 Miles	Yes
44	Marriott Convention Center	\$309	Across the Street	No

Map #	Hotel	Rates	Distance to Convention Center (miles)	Shuttle Bus
45	Moxy New Orleans Warehouse	\$159	1.5 Miles	Yes
46	New Orleans Marriott	\$300	1 Mile	Yes
47	NOPSI	\$299	.97 Miles	Yes
48	Old No 77 Hotel	\$227	.7 Miles	Yes
49	Omni Riverfront	\$310	.5 Miles	No
50	Omni Royal Crescent	\$291	.7 Miles	Yes
51	Omni Royal Orleans	\$302	.7 Miles	Yes
52	Queen & Crescent	\$229	.85 Miles	Yes
53	Renaissance Arts	\$299	.64 Miles	No
54	Renaissance Pere Marquette	\$289	1.2 Miles	Yes
55	Residence Inn Downtown	\$267	.24 Miles	No
56	Ritz-Carlton	\$359	1.2 Miles	Yes
57	Roosevelt	\$379	1.2 Miles	Yes
58	Royal Sonesta	\$305	1.3 Miles	Yes
59	Royal St Charles	\$205	2 Miles	Yes
60	Sheraton New Orleans	\$295	.8 Miles	Yes
61	Spring Hill Suites New Orleans	\$279	.1 Mile	No
62	Staybridge Suites	\$190	.54 Miles	Yes
63	The Saint Hotel New Orleans	\$209	1.1 Miles	Yes
64	The St James	\$259	.7 Miles	Yes
65	The Trubadour	\$268	1.5 Miles	Yes
66	W Hotel French Quarter	\$369	1.1 Miles	Yes
67	Westin Canal Place	\$329	.7 Miles	Yes
68	Whitney Wyndham	\$269	.8 Miles	Yes
69	Windsor Court Hotel	\$309	.65 Miles	Yes
70	Wyndham Baronne Plaza	\$229	1.1 Miles	Yes
71	Wyndham New Orleans French Quarter	\$254	1 Mile	Yes

Hotel Shuttle

Between Official AAOS Hotels and the Morial Convention Center

Tuesday
March 6

6:30 – 10:00 AM
2:00 – 6:30 PM

Wednesday
March 7

6:30 – 10:00 AM
2:00 – 6:30 PM

Thursday
March 8

6:30 – 10:00 AM
2:00 – 6:30 PM

Friday
March 9

6:30 – 10:00 AM
2:00 – 6:30 PM

Saturday
March 10

6:30 – 10:00 AM
2:00 – 6:00 PM

No Service from 10:00 AM – 2:00 PM

Social Media

Follow the Academy on Facebook and Twitter to receive meeting news, updates, and reminders in real-time. Use #AAOS2018 to join the conversation!



[AAOS Members](#)



[@AAOSmembers](#)



SPECIALTY GUIDE TO THE ANNUAL MEETING

TUESDAY, MARCH 6					
	7:00 AM - 6:00 PM	8:00 - 10:00 AM	10:30 AM - 12:30 PM	1:30 - 3:30 PM	4:00 - 6:00 PM
ADULT RECONSTRUCTION HIP AND KNEE					
Instructional Courses		101, 102	121, 122	142, 143	161
Symposia		Knee Arthritis Treatment in the Younger, Active Patient: From Injections to Arthroplasty—More Choices...More Controversy (A)			
Scientific Papers		Hip I (016-030)	Knee I (121 - 135)	Hip II (151 - 165) Knee II (136 - 150)	Hip X (853 - 867) Knee IX (868 - 882)
Scientific Posters Scientific Exhibits	Hip: P0001 - P0105 Knee: P0106 - P0200 Hip: SE01 - SE09 Knee: SE10 - SE19				
BASIC RESEARCH					
Instructional Courses			123		
FOOT AND ANKLE					
Instructional Courses				144	162
Scientific Posters Scientific Exhibits	P0201 - P0215 SE20 - SE21				
GENERAL					
Instructional Courses		104, 105, CD1 (8:00-9:00 AM) CD2 (9:30-10:30AM)	CD3 (11:00AM-12:00PM)	145, 146, CD4 (1:30-2:30PM) CD5 (3:00-4:00PM)	163, CD6 (4:30-5:30PM)
Symposia			Innovation, Robotics, and Digital Solutions in Arthroplasty: Evolving Role in the Operating Room and Beyond! (C)		
Scientific Papers				Global Perspectives	
HAND AND WRIST					
Instructional Courses		106	126	147	164
Scientific Papers			I (091 - 105)		
Scientific Posters Scientific Exhibits	P0216 - P0225 SE22 - SE24				
MUSCULOSKELETAL ONCOLOGY					
Scientific Papers			I (106 - 120)		
Scientific Posters Scientific Exhibits	P0226 - P0240 SE25				
PEDIATRICS					
Instructional Courses		107	127	148	165
Scientific Papers					I (166 -180)
Scientific Posters Scientific Exhibits	P0241 - P0255 SE26 - SE28				
PRACTICE MANAGEMENT					
Instructional Courses		108, 190 (8:00-11:00AM)	128, 191 (12:30-5:00PM)	192 (1:30-4:30PM)	166
Symposia				Leading Musculoskeletal Care Delivery Systems in the Era of Value-Based Health Care (E)	
Scientific Papers					I (211 - 225)
Scientific Posters Scientific Exhibits	P0256 - P0270 SE29 - SE38				
SHOULDER AND ELBOW					
Instructional Courses			129	149	167
Symposia				Intraoperative Complications in Shoulder Surgery – Nobody Ever Taught Me This! (D)	
Scientific Papers			I (061 - 075)		
Scientific Posters Scientific Exhibits	P0271 - P0325 SE39 - SE50				

SPECIALTY GUIDE TO THE ANNUAL MEETING

TUESDAY, MARCH 6					
	7:00 AM - 6:00 PM	8:00 - 10:00 AM	10:30 AM - 12:30 PM	1:30 - 3:30 PM	4:00 - 6:00 PM
SPINE					
Instructional Courses			130	150	168
Scientific Papers		I (046 - 060)			II (196 - 210)
Scientific Posters Scientific Exhibits	P0326 - P0380 SE51 - SE56				
SPORTS MEDICINE					
Instructional Courses		111, 112	131		169, 170
Scientific Papers		I (001 - 015)			
Scientific Posters Scientific Exhibits	P0381 - P0450 SE57 - SE80				
TRAUMA					
Instructional Courses		113, 114	132	152, 153	171, 172
Symposia			The Treatment of Hip Fractures in 2018: Can We Reach a Consensus? (B)		
Scientific Papers		I (031 - 045)	II (076 - 090)		III (181 - 195)
Scientific Posters Scientific Exhibits	P0451 - P0505 SE81 - SE88				

WEDNESDAY, MARCH 7					
	7:00 AM - 6:00 PM	8:00 - 10:00 AM	11:00 AM - 12:30 PM	1:30 - 3:30 PM	4:00 - 6:00 PM
ADULT RECONSTRUCTION HIP AND KNEE					
Instructional Courses		201, 202, 203	221, 222, 223	241, 242	261
Symposia				Everything You Need to Know About Simple and Complex Primary Total Hip Arthroplasty (L)	Orthopaedic Surgery of Pelvis – Controversies in Diagnostics and Treatment of Infections after Total Hip Arthroplasty: Determining the Optimal Moment for Reimplantation (N)
Scientific Papers			Knee III (265 - 273)	Knee IV (292 - 306)	
Scientific Posters Scientific Exhibits	Hip: P0001 - P0105 Knee: P0106 - P0200 Hip: SE01 - SE09 Knee: SE10 - SE19				
BASIC RESEARCH					
Instructional Courses		204			
FOOT AND ANKLE					
Instructional Courses		205	224	243	262
Scientific Papers		I (226 - 240)		II (322 - 336)	III (397 - 411)
Scientific Posters Scientific Exhibits	P0201 - P0215 SE20 - SE21				
GENERAL					
Instructional Courses		206, CD7 (8:00-9:00AM) CD8 (9:30-10:30AM)	225, 226, CD9 (11:00AM-12:00PM)	244, CD10 (1:30-2:30PM) CD11 (3:00-4:00PM)	
Symposia		Debating the Top Five Controversies in Hip Preservation (F); What Can a Registry Do for Me? (H)			
HAND AND WRIST					
Instructional Courses		207	227	245	265
Symposia			Thumb Carpometacarpal Arthritis – Controversial and Misunderstood: A Comprehensive Overview (I)		
Scientific Papers					II (367 - 381)
Scientific Posters Scientific Exhibits	P0216 - P0225 SE22 - SE24				

SPECIALTY GUIDE TO THE ANNUAL MEETING

WEDNESDAY, MARCH 7					
	7:00 AM - 6:00 PM	8:00 - 10:00 AM	11:00 AM - 12:30 PM	1:30 - 3:30 PM	4:00 - 6:00 PM
MUSCULOSKELETAL ONCOLOGY					
Instructional Courses		208		246	
Symposia			Pathological Fractures: Diagnosis, Pathophysiology, Treatments, Complications, and Controversies through Case-Based Learning (J)		
Scientific Papers					II (427 - 441)
Scientific Posters Scientific Exhibits	P0226 - P0240 SE25				
PEDIATRICS					
Instructional Courses		209	228		267
Symposia			What's New in Pediatric Sports Medicine? (K)		
Scientific Papers		II (241 - 255)			
Scientific Posters Scientific Exhibits	P0241 - P0255 SE26 - SE28				
PRACTICE MANAGEMENT					
Instructional Courses		210, 229	230		268
Symposia				The Opioid Epidemic: America's Addiction (M)	
Scientific Papers			II (274 - 282)		
Scientific Posters Scientific Exhibits	P0256 - P0270 SE29 - SE38				
SHOULDER AND ELBOW					
Instructional Courses		211	231, 232	247, 248	269
Scientific Papers			II (256 - 264)	III (337 - 351)	
Scientific Posters Scientific Exhibits	P0271 - P0325 SE39 - SE50				
SPINE					
Instructional Courses		212		249	271, 272
Symposia		New Paradigms in Global Spine Care: Newborn to Elderly (G)			
Scientific Papers					III (412 - 426)
Scientific Posters Scientific Exhibits	P0326 - P0380 SE51 - SE56				
SPORTS MEDICINE					
Instructional Courses		213		250	273
Scientific Papers			II (283 - 291)	III (352 - 366)	IV (382 - 396)
Scientific Posters Scientific Exhibits	P0381 - P0450 SE57 - SE80				
TRAUMA					
Instructional Courses		214, 215			
Symposia					Secondary Fracture Prevention (O)
Scientific Papers				IV (307 - 321)	
Scientific Posters Scientific Exhibits	P0451 - P0505 SE81 - SE88				

SPECIALTY GUIDE TO THE ANNUAL MEETING

THURSDAY, MARCH 8					
	7:00 - 6:00 PM	8:00 - 10:00 AM	11:00 AM - 12:30 PM	1:30 - 3:30 PM	4:00 - 6:00 PM
ADULT RECONSTRUCTION HIP AND KNEE					
Instructional Courses		301, 302	321, 322, 323	341	
Symposia				Choices, Compromises, and Controversies in Total Knee Arthroplasty (S)	Performing a Revision Total Hip Arthroplasty: What You Need to Know (T)
Scientific Papers		Hip III (472 - 486) Knee IV (487 - 501)	Hip IV (511 - 519)	Hip V (538 - 552)	Knee VI (613 - 627)
Scientific Posters Scientific Exhibits	Hip: P0506 - P0610 Knee: P0611 - P0705 Hip: SE01 - SE09 Knee: SE10 - SE19				
BASIC RESEARCH					
Instructional Courses			324		
FOOT AND ANKLE					
Instructional Courses		303		342	361
Scientific Posters Scientific Exhibits	P0706 - P0720 SE20 - SE21				
GENERAL					
Instructional Courses		305	326	343, 344	362
HAND AND WRIST					
Instructional Courses		306		345	363
Scientific Papers					III (598 - 612)
Scientific Posters Scientific Exhibits	P0721 - P0730 SE22 - SE24				
MUSCULOSKELETAL ONCOLOGY					
Instructional Courses		307			
Scientific Posters Scientific Exhibits	P0731 - P0745 SE25				
PEDIATRICS					
Instructional Courses			327	346, 347	364, 365
Symposia		Staying Out of Trouble in Pediatric Trauma: An Update in the Management of Fractures in Children (P)			
Scientific Papers				III (568 - 582)	
Scientific Posters Scientific Exhibits	P0746 - P0760 SE26 - SE28				
PRACTICE MANAGEMENT					
Instructional Courses		308	328	348	366
Scientific Posters Scientific Exhibits	P0761 - P0775 SE29 - SE38				
SHOULDER AND ELBOW					
Instructional Courses		309	329, 330	349	367
Symposia		International Perspectives on Shoulder Arthroplasty: Around the World in 120 Minutes (Q)			Elbows Gone Bad: How to Treat Failed Elbow Surgery (U)
Scientific Papers			IV (502 - 510)	VIII (883 - 897)	
Scientific Posters Scientific Exhibits	P0776 - P0830 SE39 - SE50				
SPINE					
Instructional Courses		311	331		368
Scientific Papers		IV (442 - 456)	V (520 - 528)	VI (553 - 567)	
Scientific Posters Scientific Exhibits	P0831 - P0885 SE51 - SE56				

SPECIALTY GUIDE TO THE ANNUAL MEETING

THURSDAY, MARCH 8					
	7:00 - 6:00 PM	8:00 - 10:00 AM	11:00 AM - 12:30 PM	1:30 - 3:30 PM	4:00 - 6:00 PM
SPORTS MEDICINE					
Instructional Courses		312	332, 333		369
Symposia				Meniscus Management in 2018 - Debridement, Repair, Root Repair, and Transplantation: A Case-Based Approach (R)	
Scientific Papers			V (529 - 537)		VI (643 - 657)
Scientific Posters Scientific Exhibits	P0886 - P0955 SE57 - SE80				
TRAUMA					
Instructional Courses		313	334	350	370
Scientific Papers		V (457 - 471)		VI (583 - 597)	VII (628 - 642)
Scientific Posters Scientific Exhibits	P0956 - P1010 SE81 - SE88				

FRIDAY, MARCH 9					
	7:00 - 6:00 PM	8:00 - 10:00 PM	11:00 AM - 12:30 PM	1:30 - 3:30 PM	4:00 - 6:00 PM
ADULT RECONSTRUCTION HIP AND KNEE					
Instructional Courses		401, 402	421, 422	441	
Symposia					
Scientific Papers		Hip VI (658 - 672)	Hip VII (739 - 747)	Hip VIII (778 - 792) Knee VII (793 - 807)	Hip IX (808 - 822) Knee VIII (823-837)
Scientific Posters Scientific Exhibits	Hip: P0506 - P0610 Knee: P0611 - P0705 Hip: SE01 - SE09 Knee: SE10 - SE19				
BASIC RESEARCH					
Instructional Courses		403			
FOOT AND ANKLE					
Instructional Courses			423	442	462
Symposia		Trauma to the Foot and Ankle: Keeping the Surgeon Stable (W)			
Scientific Papers			IV (721 - 729)		
Scientific Posters Scientific Exhibits	P0706 - P0720 SE20 - SE21				
GENERAL					
Instructional Courses		404, 405	424	443	463
Symposia			Annual Meeting Highlights (X)		
Scientific Papers				Game Changers	
HAND AND WRIST					
Instructional Courses		406		444	464
Scientific Posters Scientific Exhibits	P0721 - P0730 SE22 - SE24				
MUSCULOSKELETAL ONCOLOGY					
Instructional Courses		407			
Scientific Posters Scientific Exhibits	P0731 - P0745 SE25				
PEDIATRICS					
Instructional Courses		408		445	
Scientific Papers			IV (712 - 720)		
Scientific Posters Scientific Exhibits	P0746 - P0760 SE26 - SE28				

SPECIALTY GUIDE TO THE ANNUAL MEETING

FRIDAY, MARCH 9					
	7:00 - 6:00 PM	8:00 - 10:00 PM	11:00 AM - 12:30 PM	1:30 - 3:30 PM	4:00 - 6:00 PM
PRACTICE MANAGEMENT					
Instructional Courses		409	425	446	
Scientific Papers				III (763 - 777)	
Scientific Posters Scientific Exhibits	P0761 - P0775 SE29 - SE38				
SHOULDER AND ELBOW					
Instructional Courses		410, 411	426, 427		466
Scientific Papers		V (688 - 702)		VI (748 - 762)	VII (838 - 852)
Scientific Posters Scientific Exhibits	P0776 - P0830 SE39 - SE50				
SPINE					
Instructional Courses		412, 413	428	447	467
Scientific Papers			VII (703 - 711)		
Scientific Posters Scientific Exhibits	P0831 - P0885 SE51 - SE56				
SPORTS MEDICINE					
Instructional Courses		414, 415	429	448	468
Symposia				Everything You Need to Know about Knee Ligaments: Case- Based (Y)	
Scientific Papers		VII (673 - 687)	VIII (730 - 738)		IX (898 - 912)
Scientific Posters Scientific Exhibits	P0886 - P0955 SE57 - SE80				
TRAUMA					
Instructional Courses		417	431	450, 451	469
Scientific Posters Scientific Exhibits	P0956 - P1010 SE81 - SE88				

SATURDAY, MARCH 10	
Specialty Day - Times Vary (See Page 54)	

Posters, Scientific Exhibits, and the Orthopaedic Video Theater will be located in Academy Hall B:

Academy Hall hours are:

Tuesday - Friday..... 7:00 AM - 6:00 PM

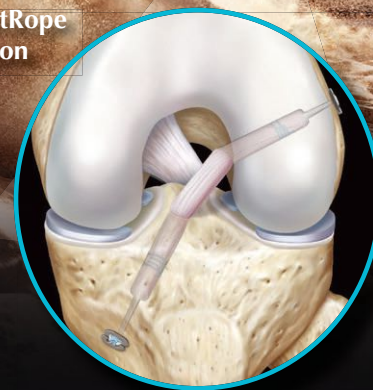
Saturday 7:00 AM - 3:00 PM

When You Treat Ligament Injuries ...

Syndesmosis Dual
TightRope Fixation



ACL TightRope
Fixation



Knotless
AC Joint
TightRope Fixation



CMC Joint
Mini TightRope
Fixation



Think TightRope[®] Fixation Systems.

Global registry validation with:

 Surgical Outcomes System
www.surgicaloutcomesystem.com

Arthrex[®]
Ad.Arthrex.com/TR

© 2017 Arthrex, Inc. All rights reserved.
AD1-00222-EN_A

When You Treat Sports Injuries ...

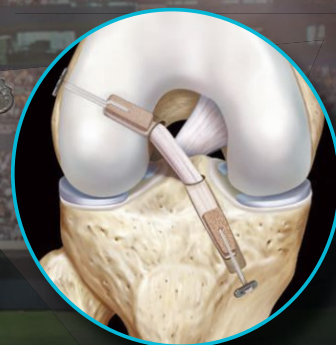
Distal Biceps Repair using the BicepsButton™ and Tension-Slide Technique



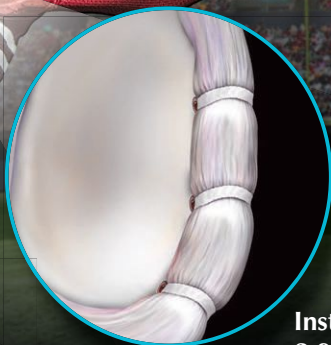
Dual Syndesmosis TightRope® Implant System



BTB TightRope ACL Graft Fixation



Instability Repair with 2.9-mm Biocomposite PushLock® Anchors and LabralTape™ Sutures



Volar Distal Radius Plating



Think Arthrex.

Global registry validation with:

 Surgical Outcomes System
www.surgicaloutcomesystem.com

Arthrex®

Ad.Arthrex.com/TASI

© 2017 Arthrex, Inc. All rights reserved.
AD1-00227-EN_A